



IMC10

Models

IMC10

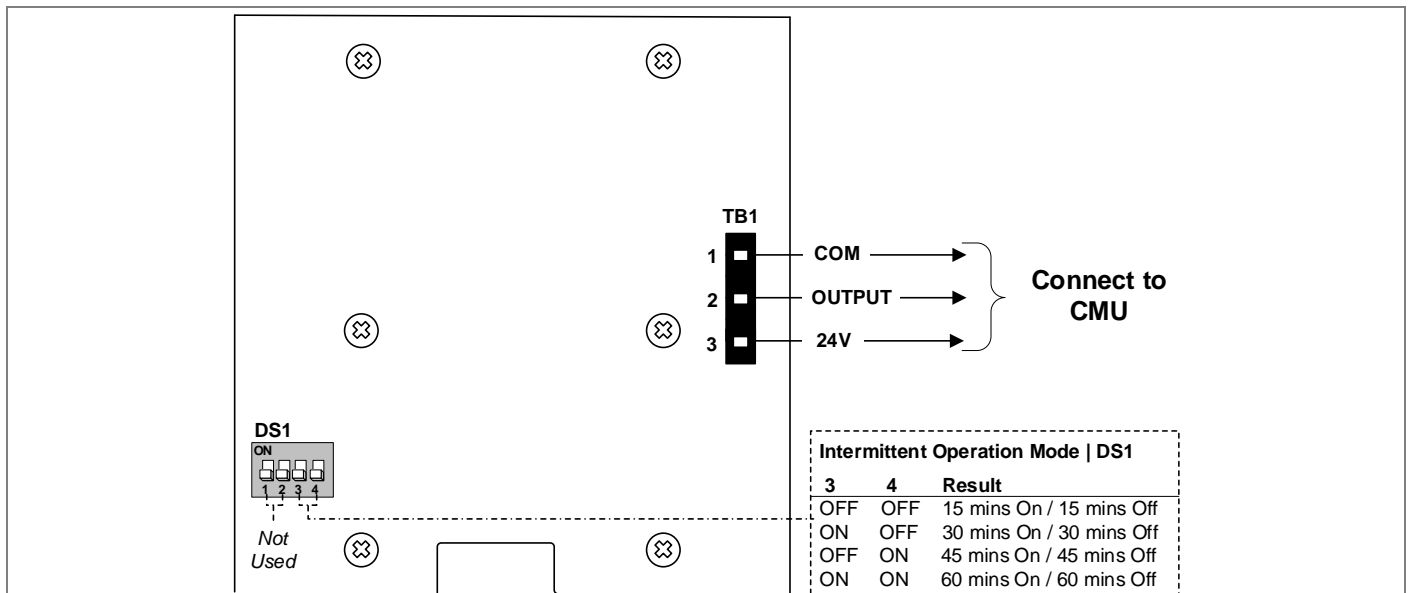
Features

- Press push button to switch between off, continuous and intermittent operation modes.
- In intermittent mode, the operation type is alternated based on the time interval selected by the DIP switches (15, 30, 45 or 60 minutes).
- LED status indications for operation mode and power.
- Three wire connection between switch and CMU.

Technical Data


Specification	IMC10
Description	Push button room control switch that can be used with the CMU series compact make-up air units.
Electrical Connection	3 wires 0.8 mm ² [18 AWG] minimum
Power Supply	24Vac
Power Consumption	1VA
Operating and Storage Temperature	0°C to 50°C (32°F to 122°F)
Relative Humidity	5 to 95 % non condensing
Ingress Protection	IP 30 (EN 60529)
Weight	60 g. [0.13 lb]
Power LED (left)	Turns green if the device is powered on. Turns OFF if the device is powered off.
Operation Mode LED (right)	Turns green if the device is in continuous operation mode. Turns white if the device is in intermittent operation mode.
Dimensions A = 3.00" 78mm B = 3.00" 78mm C = 1.00" 24mm D = 2.36" 60mm	

Wiring

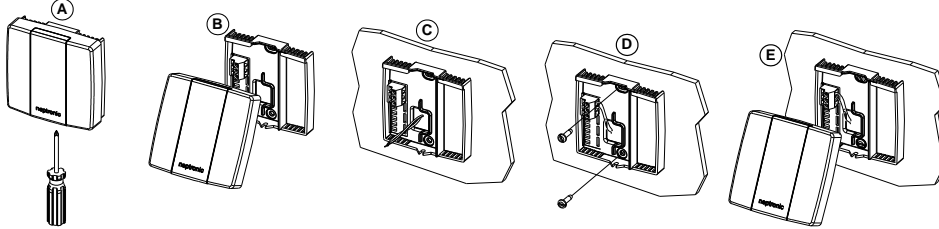




Mounting Instructions

 **CAUTION: Remove power to avoid a risk of malfunction.**

- A. Remove the captive screw that's holding the base and the front cover of the room setpoint sensor enclosure.
- B. Lift the front cover of the enclosure to separate it from the base.
- C. Pull wire through the hole in the base.
- D. Secure the base to the wall using wall anchors and screws (supplied). Make the appropriate connections.
- E. Mount the control module on the base and secure using the screw.



Recycling at end of life: please return this product to your Neptronic local distributor for recycling. If you need to find the nearest Neptronic authorized distributor, please consult www.neptronic.com.