

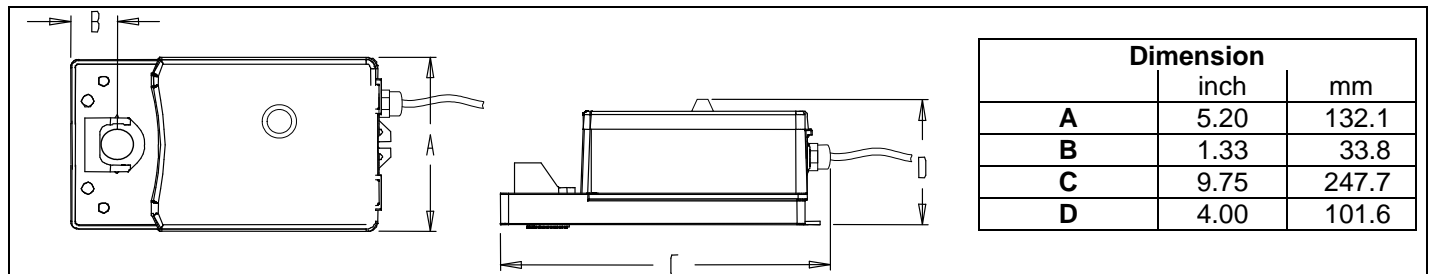



Features:

- IP 65 (Nema 4 protection with Rain Hood enclosure).
- Dust and water proof clutch for manual adjustments.
- Supplied with cable (pigtail).
- Control signal 2-10Vdc.
- Fail safe by *Enerdrive System*¹.
- Maintenance free.

LM000W
LM020W
LM060W
LM080W
LM100W
LM160W
LM200W
LM260W

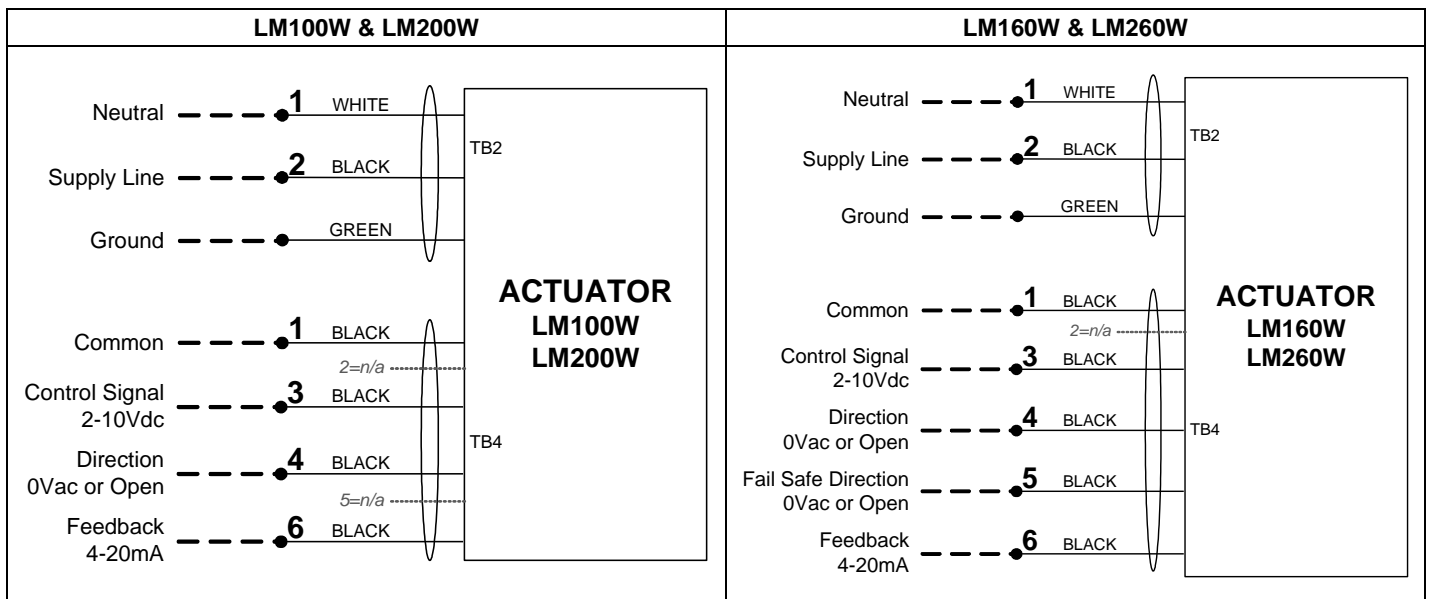
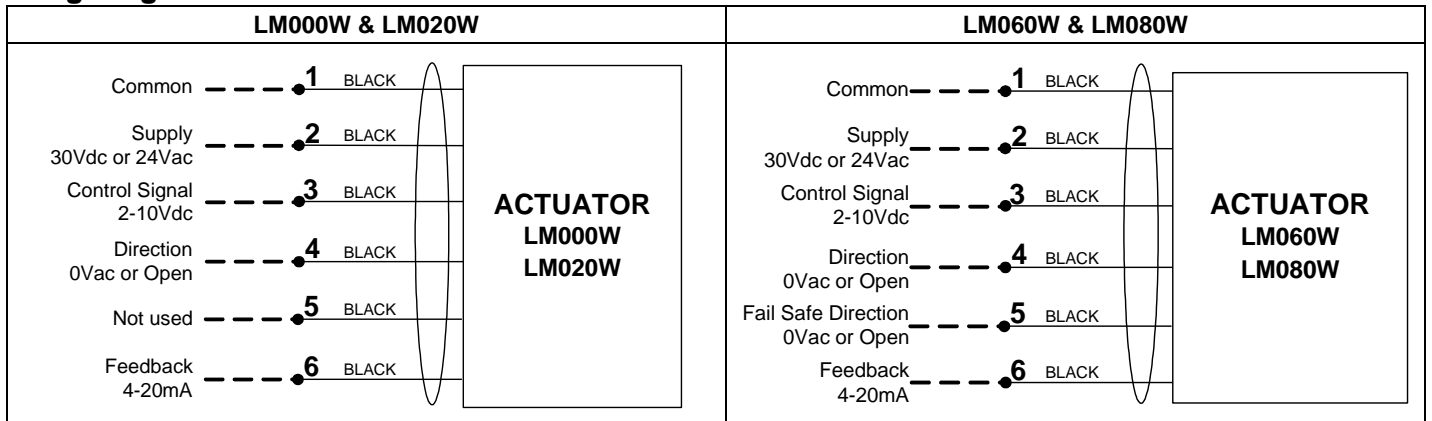
Technical Data	LM000W	LM020W	LM060W	LM080W	LM100W	LM160W	LM200W	LM260W
Auxiliary switches	No	Yes (2) non adjustable	No	Yes (2) non adjustable	No	No	No	No
Fail safe - <i>Enerdrive</i>	No		Yes		No	Yes	No	Yes
Power consumption	8VA		30VA peak, 8VA		10VA	30VA peak, 10VA	10VA	30VA peak, 10VA
Power supply	28 to 32 VDC or 22 to 26 VAC				110 to 130 VAC 50/60Hz		220 to 250 VAC 50/60Hz	
Weight	4.5 lbs. [2 kg]				4.8 lbs. [2.2 kg]			
Approvals								
Torque	140 in.lb. [16 Nm] at rated voltage							
Running time through 90°	60 to 85 sec torque dependant							
Control signal	Analog (2-10 VDC)							
Feedback Signal	4-20mA							
Angle of rotation	0 to 93 degrees max., after power up automatically self adjustable to ≤ 93°							
Electrical connection	1 meter long 6 wires plenum cable, 18 AWG [0.8 mm ²]							
Direction of rotation	Reversible, clockwise (CW) or counter clockwise (CCW)							
Operating temperature	-22°F to +122°F [-30° C to +50° C]							
Storage temperature	-22°F to +122°F [-30° C to +50° C]							
Relative Humidity	5 to 95 % non condensing.							
Ingress protection	IP 65 (For outside applications, use RH7 or RH11 Rain Hood enclosure)							
Warning: Do not press the clutch when actuator is powered								

Dimensions

Caution

We strongly recommend that all Neptronic® products be wired to a separate transformer and that transformer shall service only Neptronic® products. This precaution will prevent interference with, and/or possible damage to incompatible equipment.
 When multiple actuators are wired on a single transformer, polarity must be observed. Long wiring runs create voltage drop which may affect the actuator performance.

¹ *Enerdrive System* U.S.A. Patent #5,278,454

Wiring Diagrams



Direction Selection

Rotation CW (0-90°)	Rotation CCW (90-0°)
Leave cable #4 (Direction selection) open	Connect cable #4 (Direction selection) to cable #1 (Common VAC)

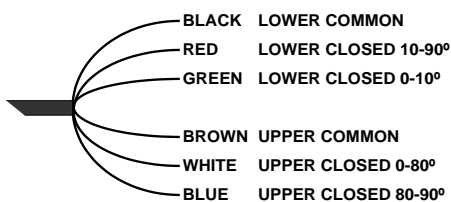
Fail Safe Direction Selection

Fail safe (Enerdrive) is available only with "x60" and "x80" models.

Fail safe return to 0°	Fail safe return to 90°
Leave cable #5 (Direction selection) open	Connect cable #5 (Direction selection) to cable #1 (Common 0 VAC)

Auxiliary Switches (models 020 and 080)

Auxiliary switches are available only with "020" and "080" models. Auxiliary switch rating: 5 Amp resistive, 250 Vac



Auto Stroke

The auto stroke (actuator automatically runs from 0 to end position) is activated **every time** the actuator is powered up.