

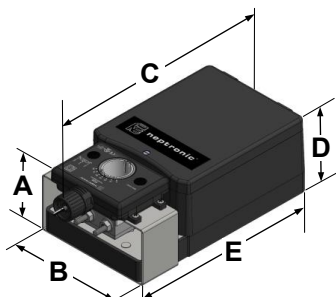
Models

FD5-T: Feedback potentiometer for L, T, and R actuators.

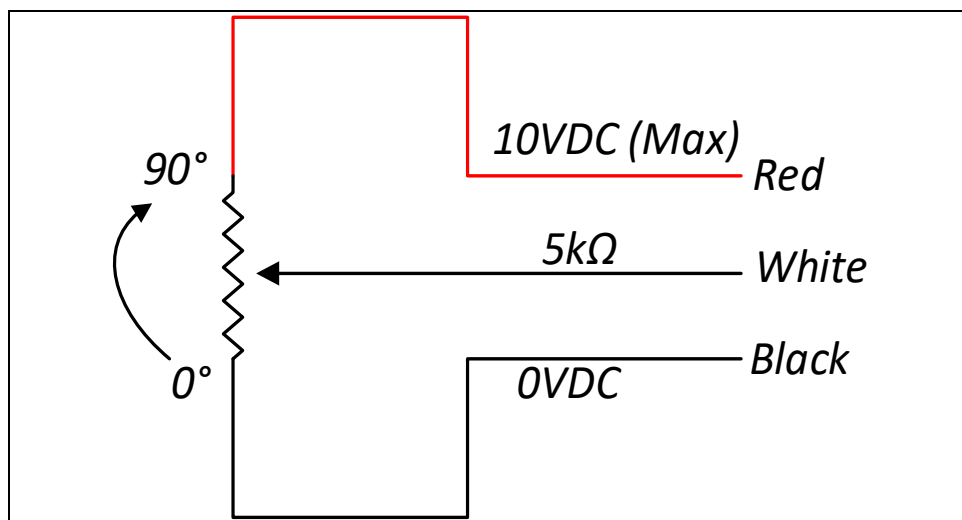


FD5-T

Technical Specification

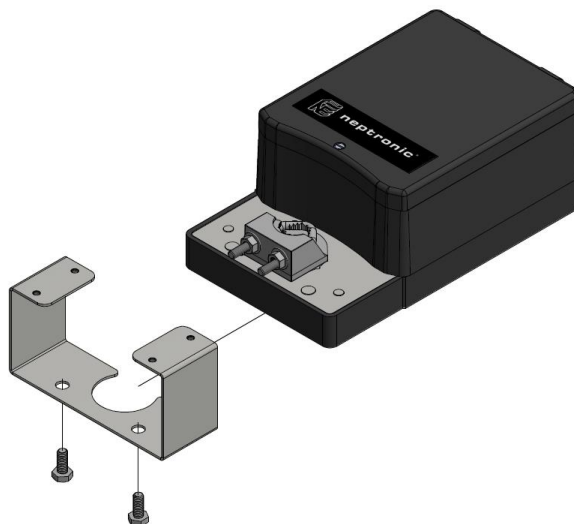
Description	FD5-T
Actuator Compatibility	Neptronic L, T, and R series actuators
Power Supply	10 VDC maximum
Electrical Connection	Cable 39.5" (1m), 3 x 18AWG, FT1 with ½" conduit connector
Resistance	5 kΩ (Tol. +/- 30%)
Purpose and Action of Control	Type 1 operating control
Construction of Control	Independently mounted, accessory
Pollution Degree	2
Impulse Voltage	800V
Dimensions A = 3.7" (94mm) B = 5.3" (135mm) C = 10.7" (272mm) D = 3.6" or 3.8" (91mm or 97mm) E = 9.1" (231mm)	

Wiring Diagram

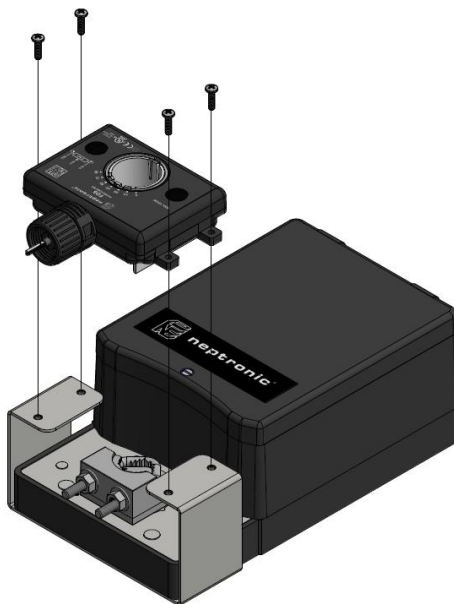


Mounting Instruction

Slide the bracket onto the actuator and secure it by inserting the two bolts from the bottom into the threaded holes of the actuator (supplied).



Secure the potentiometer onto the bracket by using the four screws (supplied). Ensure that the actuator adaptor is properly aligned with the potentiometer adaptor.



Recycling at end of life: please return this product to your Neptronic local distributor for recycling. If you need to find the nearest Neptronic authorized distributor, please consult www.neptronic.com.