

Models

CMMB1020

Description

The CMMB1020 extends your BACnet or Modbus network when your application requires additional inputs and outputs on a physical controller. Capitalizing on the high-density I/O point count of 30 universal inputs and 20 outputs enables the CMMB1020 to provide a cost effective yet advanced integration capability.

Features

Power & Communication

- 24Vac or 24Vdc supply
- BACnet[®] MS/TP or Modbus communication port (selectable)

Inputs & Outputs

- 30 universal inputs
- 4 universal outputs
- 4 analog outputs
- 12 binary outputs

Installation

- LED status indication of each output
- DIN rail mounting
- Removable, non-strip, raising clamp terminals

Other

- 16-bit A/D Converter for greater resolution
- Supports Pt1000 and Ni1000



CMMB1020

Network Communication

- BACnet[®] MS/TP or Modbus communication ports (selectable via DIP switch)
- Select MAC address via DIP switch or via network

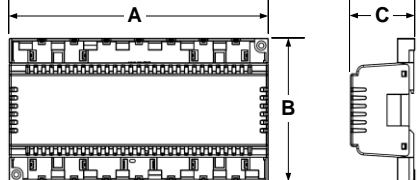
BACnet[®]

- MS/TP @ 9600, 19200, 38400, 76800 or 115000 bps
- Automatic baud rate detection
- Automatic device instance configuration
- Improved BACnet Stack
- Firmware upgradable via BACnet
- Expansion slot for connection to Neptronic RPB BACnet Router

Modbus

- Modbus @ 9600, 19200, 38400 or 57600 bps
- RTU Slave, 8 bits (configurable parity and stop bits)
- Connects to any Modbus master

Technical Specifications

Specifications	CMMB1020
Input Voltage	24 Vac/Vdc ±10%
Consumption	12VA
Universal Inputs	30 [0-10Vdc, 2-10Vdc, Thermistor, on/off (dry contact), 0-20mA, 4-20mA] / 16-bit resolution
Universal Outputs	4 [0-10Vdc, on/off] / 12-bit resolution
Analog Outputs	4 [0-10Vdc] / 12-bit resolution
Digital Relay Binary Outputs	12 [normally open, independent common per relay, 5A resistive]
Service Port	BACnet [®] MS/TP @ 38400 bps
Communication Port	BACnet [®] MS/TP @ 9600, 19200, 38400, 76800 or 115000 bps (BAS-C). Modbus RTU slave @ 9600, 19200, 38400 or 57600. Selectable parity and stop bit configuration: <ul style="list-style-type: none"> • No parity, 2 stop bit • Even parity, 1 stop bit • Odd parity, 1 stop bit
Communication Connections	24 AWG twisted-shield cable (Belden 9841 or equivalent)
Electrical Connections	0.8 mm ² [18 AWG] minimum
Operational Temperature	0°C to 50°C [32°F to 122°F]
Storage Temperature	-30°C to 50°C [-22°F to 122°F]
Relative Humidity	5 to 95% non condensed
Weight	0.6 kg [1.3 lb]
Dimensions	 <p>A = 9.18" / 233 mm B = 4.93" / 125 mm C = 2.27" / 58 mm</p>



Connections and Configurations

Please note that all jumper settings must also be set to the same value through BACnet. Some additional configurations are only available through BACnet.

Baud Rate DS2			
2	3	4	Result
OFF	OFF	OFF	Auto Detect
ON	OFF	OFF	9600
OFF	ON	OFF	19,200
ON	ON	OFF	38,400
OFF	OFF	ON	57,600*
ON	OFF	ON	76,800**
OFF	ON	ON	115,200**

* default setting
** only available for BACnet

Network DS2	
1	Mode
OFF	BACnet
ON	Modbus*

* default setting

MAC Address | DS1
The 8 DIP switches represent a binary logic to calculate the MAC address.
Default = 101
BACnet all OFF = 0
Modbus all OFF = 1

UO1-UO4 Selector | JP3-JP6
 Analog Output
 Binary Output*
 * default setting

End of Line | JP1-JP2
 120 Ohms*
 None
 * default setting

Modbus Mode Options DS2		
5	6	Result
OFF	OFF	No parity, 2 stop bits*
OFF	ON	Even parity, 1 stop bit
ON	OFF	Odd parity, 1 stop bit

* default setting

Universal Inputs | TB10-17
** Selectable **
 AI1: Universal Input 1
 AI2: Universal Input 2
 COM: Common
 AI3: Universal Input 3
 AI4: Universal Input 4

AI5: Universal Input 5
 AI6: Universal Input 6
 COM: Common
 AI7: Universal Input 7
 AI8: Universal Input 8

AI9: Universal Input 9
 AI10: Universal Input 10
 COM: Common
 AI11: Universal Input 11
 AI12: Universal Input 12


AI13: Universal Input 13
 AI14: Universal Input 14
 COM: Common
 AI15: Universal Input 15
 AI16: Universal Input 16

AI17: Universal Input 17
 AI18: Universal Input 18
 COM: Common
 AI19: Universal Input 19
 AI20: Universal Input 20

AI21: Universal Input 21
 AI22: Universal Input 22
 COM: Common
 AI23: Universal Input 23
 AI24: Universal Input 24

AI25: Universal Input 25
 AI26: Universal Input 26
 COM: Common
 AI27: Universal Input 27
 AI28: Universal Input 28

Power Input | TB18
** 500mA max **
 COM: Common (GND)
 24V: 24Vac or 24Vdc





FCC Compliance



WARNING: Changes or modifications not expressly approved by the party responsible for compliance could void the user's authority to operate the equipment.

This device complies with Part 15 of the FCC Rules. Operation is subject to the following two conditions:

1. This device may not cause harmful interference, and
2. This device must accept any interference received, including interference that may cause undesired operation.

This equipment has been tested and found to comply with the limits for a Class B digital device, pursuant to part 15 of the FCC Rules. These limits are designed to provide reasonable protection against harmful interference in a residential installation. This equipment generates, uses and can radiate radio frequency energy and, if not installed and used in accordance with the instructions, may cause harmful interference to radio communications. However, there is no guarantee that interference will not occur in a particular installation. If this equipment does cause harmful interference to radio or television reception, which can be determined by turning the equipment off and on, the user is encouraged to try to correct the interference by one or more of the following measures:

- Reorient or relocate the receiving antenna.
- Increase the separation between the equipment and receiver.
- Connect the equipment into an outlet on a circuit different from that to which the receiver is connected.

MAC Address DIP Switch (DS1)

MAC address for BACnet and Modbus communication, are selectable by DIP switch DS1 using binary logic.

BACnet

- Highest MAC address is 254.
- Default is all switches OFF = MAC address 0
- If you do not change device instance in program mode, it will be automatically modified according to the MAC address.

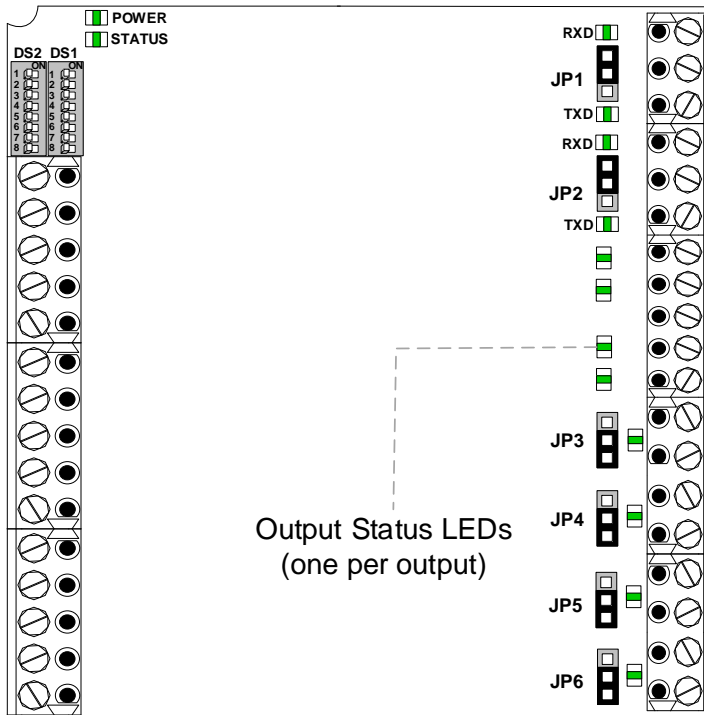
MAC Address	DS.1 = 1	DS.2 = 2	DS.3 = 4	DS.4 = 8	DS.5 = 16	DS.6 = 32	DS.7 = 64	DS.8 = 128	Default Device Instance
0	OFF	OFF	OFF	OFF	OFF	OFF	OFF	OFF	153000
1	ON	OFF	OFF	OFF	OFF	OFF	OFF	OFF	153001
2	OFF	ON	OFF	OFF	OFF	OFF	OFF	OFF	153002
3	ON	ON	OFF	OFF	OFF	OFF	OFF	OFF	153003
4	OFF	OFF	ON	OFF	OFF	OFF	OFF	OFF	153004
...
126	OFF	ON	ON	ON	ON	ON	ON	OFF	153126
...
254	OFF	ON	ON	ON	ON	ON	ON	ON	153254

Modbus

- Highest MAC address is 247.
- Default is all switches OFF = MAC address 1.
- There is no device instance for Modbus.

MAC Address	DS.1 = 1	DS.2 = 2	DS.3 = 4	DS.4 = 8	DS.5 = 16	DS.6 = 32	DS.7 = 64	DS.8 = 128
1	OFF	OFF	OFF	OFF	OFF	OFF	OFF	OFF
1	ON	OFF	OFF	OFF	OFF	OFF	OFF	OFF
2	OFF	ON	OFF	OFF	OFF	OFF	OFF	OFF
3	ON	ON	OFF	OFF	OFF	OFF	OFF	OFF
4	OFF	OFF	ON	OFF	OFF	OFF	OFF	OFF
...
126	OFF	ON	ON	ON	ON	ON	ON	OFF
...
247	ON	ON	ON	OFF	ON	ON	ON	ON

LEDs



Power

- On = Input voltage normal
- Off = No power

Status

- Flashing = Normal operation (watchdog)

RX/TX (BACnet)

- Flashing = Receiving (RX) and/or transmitting (TX) data.

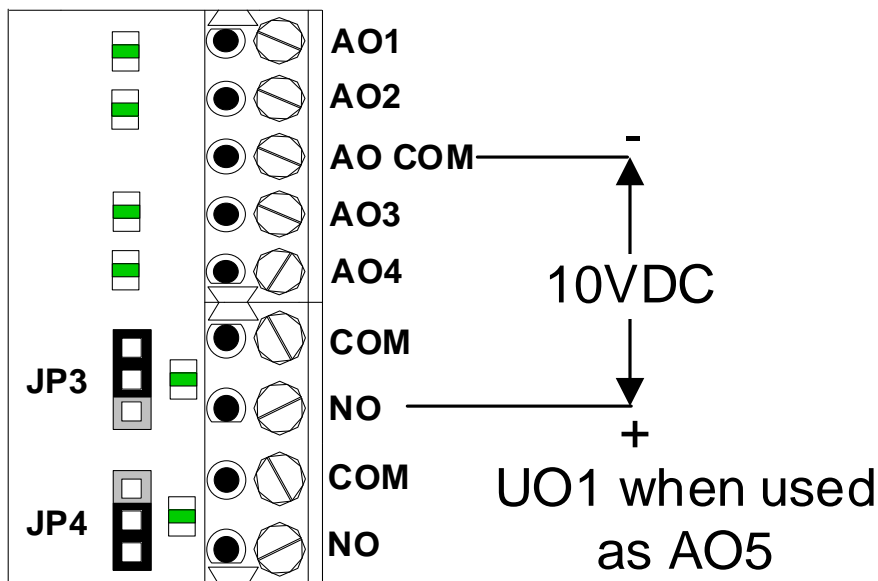
RX/TX (Modbus)

- Flashing = Receiving (RX) and/or transmitting (TX) data.

Output Status

- On = Activated
- Off = Deactivated
- Analog = When Universal and Analog outputs are set to analog values (Vdc); the LED intensity corresponds to the output value. For example: At 10Vdc, the LED will be fully on. At 5Vdc, the LED will be at 50% intensity. At 0 Vdc, the LED will be off.

UO in AO Mode – Wiring Example





Modbus Network Conditions

Modbus Registers and their Relevance Based on Different Input Modes

Voltage/Current Mode:

- When UI1 is configured as 0-10VDC or 4-20mA, the raw voltage/current value is seen on register 40012 (Universal Input 1 Reading).
- The value seen in register 40051 (Universal Input 1 Impedance or Linearization) will be based on the value that is entered by the user for registers 40118 (Universal Input 1 Minimum Linear Value) and 40119 (Universal Input 1 Maximum Linear Value).
- The register 40115 (Universal Input 1 Linear Value Scale) functions as scaling for the linearized value that you see for register 40051.
- The range of the sensor/input type (2-10V or 4-20mA) is set by registers 40116 (Universal Input 1 Minimum Voltage) and 40117 (Universal Input 1 Maximum Voltage) and the linearized value is read on register 40051.
- The register 40120 (Universal Input 1 Linear Value Bias) adds a bias to the value read on register 40051.
- The same is applicable for UI2 to UI30 with the registers corresponding to minimum and maximum voltage and/or linear values.

Thermistor Mode:

- When UI1 is configured as a temperature sensor, the raw resistance value is seen on register 40051 and the temperature value based on the type of sensor selected is available on register 40012.
- The user can perform calibration of the temperature value by adding a reading bias on register 40114. The value set here affects the reading on register 40012.
- The same is applicable for UI2 to UI30 with the registers corresponding to minimum and maximum voltage and/or linear values.

UO1 to UO4 Operation

- UO1 to UO4 can be configured to operate as an analog output or a binary output using jumpers JP3 to JP6.
- When using UO1 to UO4 as BO13-BO16 through the jumpers, the user must ensure not to write on the registers for AO5-AO8 as it will interfere with the LED operation and the failsafe modes.
- The failsafe presets for the unused/unrouted outputs (AO5 to AO8) in this case must be set to the value required for safe operation of the equipment.
- When using UO1 to UO4 as AO5-AO8 through the jumpers, the user must ensure not to write on the bits for BO13-BO16 as it will interfere with the LED operation and the failsafe modes.
- The failsafe presets for the unused/unrouted outputs (AO5 to AO8) in this case must be set to the value required for safe operation of the equipment.

Universal Input Mode Default Settings

Cfg UI.x Mode (Reg. # for UI1: 112/40113)	Cfg UI.x Reading Bias (113/40114)	Cfg UI.x Linear Value Scale (114/40115)	Cfg UI.x Min Voltage (115/40116)	Cfg UI.x Max Voltage (116/40117)	Cfg UI.x Min Linear Value (117/40118)	Cfg UI.x Max Linear Value (118/40119)	Cfg UI.x Linear Value Bias (119/40120)
1= "0-10V"	N/A	1	0	10000	0	100	0
2= "4-20mA"	N/A	1	0	20000	0	100	0
3= "Dry Contact"	N/A	N/A	N/A	N/A	N/A	N/A	N/A
4-8 = Thermistors	0	N/A	N/A	N/A	N/A	N/A	N/A



BACnet Objects Table

ID ¹	Name	Description	Writable?	Range
AI.1	UI1 Reading	Universal input 1 Reading	Out of service COV Increment	0 to 10Volt or -40 to 150°C or -40 to 212°F or 0 to 20mA or 0 to 1 Resolution: 0.001Volt or 0.01°C/0.02°F or 0.001mA or 1
AI.2	UI2 Reading	Universal input 2 Reading	Out of service COV Increment	0 to 10Volt or -40 to 150°C or -40 to 212°F or 0 to 20mA or 0 to 1 Resolution: 0.001Volt or 0.01°C/0.02°F or 0.001mA or 1
AI.3	UI3 Reading	Universal input 3 Reading	Out of service COV Increment	0 to 10Volt or -40 to 150°C or -40 to 212°F or 0 to 20mA or 0 to 1 Resolution: 0.001Volt or 0.01°C/0.02°F or 0.001mA or 1
AI.4	UI4 Reading	Universal input 4 Reading	Out of service COV Increment	0 to 10Volt or -40 to 150°C or -40 to 212°F or 0 to 20mA or 0 to 1 Resolution: 0.001Volt or 0.01°C/0.02°F or 0.001mA or 1
AI.5	UI5 Reading	Universal input 5 Reading	Out of service COV Increment	0 to 10Volt or -40 to 150°C or -40 to 302°F or 0 to 20mA or 0 to 1 Resolution: 0.001Volt or 0.01°C/0.02°F or 0.001mA or 1
AI.6	UI6 Reading	Universal input 6 Reading	Out of service COV Increment	0 to 10Volt or -40 to 150°C or -40 to 212°F or 0 to 20mA or 0 to 1 Resolution: 0.001Volt or 0.01°C/0.02°F or 0.001mA or 1
AI.7	UI7 Reading	Universal input 7 Reading	Out of service COV Increment	0 to 10Volt or -40 to 150°C or -40 to 212°F or 0 to 20mA or 0 to 1 Resolution: 0.001Volt or 0.01°C/0.02°F or 0.001mA or 1
AI.8	UI8 Reading	Universal input 8 Reading	Out of service COV Increment	0 to 10Volt or -40 to 150°C or -40 to 212°F or 0 to 20mA or 0 to 1 Resolution: 0.001Volt or 0.01°C/0.02°F or 0.001mA or 1
AI.9	UI9 Reading	Universal input 9 Reading	Out of service COV Increment	0 to 10Volt or -40 to 150°C or -40 to 212°F or 0 to 20mA or 0 to 1 Resolution: 0.001Volt or 0.01°C/0.02°F or 0.001mA or 1
AI.10	UI10 Reading	Universal input 10 Reading	Out of service COV Increment	0 to 10Volt or -40 to 150°C or -40 to 212°F or 0 to 20mA or 0 to 1 Resolution: 0.001Volt or 0.01°C/0.02°F or 0.001mA or 1
AI.11	UI11 Reading	Universal input 11 Reading	Out of service COV Increment	0 to 10Volt or -40 to 150°C or -40 to 212°F or 0 to 20mA or 0 to 1 Resolution: 0.001Volt or 0.01°C/0.02°F or 0.001mA or 1
AI.12	UI12 Reading	Universal input 12 Reading	Out of service COV Increment	0 to 10Volt or -40 to 150°C or -40 to 212°F or 0 to 20mA or 0 to 1 Resolution: 0.001Volt or 0.01°C/0.02°F or 0.001mA or 1
AI.13	UI13 Reading	Universal input 13 Reading	Out of service COV Increment	0 to 10Volt or -40 to 150°C or -40 to 212°F or 0 to 20mA or 0 to 1 Resolution: 0.001Volt or 0.01°C/0.02°F or 0.001mA or 1
AI.14	UI14 Reading	Universal input 14 Reading	Out of service COV Increment	0 to 10Volt or -40 to 150°C or -40 to 212°F or 0 to 20mA or 0 to 1 Resolution: 0.001Volt or 0.01°C/0.02°F or 0.001mA or 1
AI.15	UI15 Reading	Universal input 15 Reading	Out of service COV Increment	0 to 10Volt or -40 to 150°C or -40 to 212°F or 0 to 20mA or 0 to 1 Resolution: 0.001Volt or 0.01°C/0.02°F or 0.001mA or 1
AI.16	UI16 Reading	Universal input 16 Reading	Out of service COV Increment	0 to 10Volt or -40 to 150°C or -40 to 212°F or 0 to 20mA or 0 to 1 Resolution: 0.001Volt or 0.01°C/0.02°F or 0.001mA or 1

¹ ID is equal to ObjectType.Instance



ID ¹	Name	Description	Writable?	Range
AI.17	UI17 Reading	Universal input 17 Reading	Out of service COV Increment	0 to 10Volt or -40 to 150°C or -40 to 212°F or 0 to 20mA or 0 to 1 Resolution: 0.001Volt or 0.01°C/0.02°F or 0.001mA or 1
AI.18	UI18 Reading	Universal input 18 Reading	Out of service COV Increment	0 to 10Volt or -40 to 150°C or -40 to 212°F or 0 to 20mA or 0 to 1 Resolution: 0.001Volt or 0.01°C/0.02°F or 0.001mA or 1
AI.19	UI19 Reading	Universal input 19 Reading	Out of service COV Increment	0 to 10Volt or -40 to 150°C or -40 to 212°F or 0 to 20mA or 0 to 1 Resolution: 0.001Volt or 0.01°C/0.02°F or 0.001mA or 1
AI.20	UI20 Reading	Universal input 20 Reading	Out of service COV Increment	0 to 10Volt or -40 to 150°C or -40 to 212°F or 0 to 20mA or 0 to 1 Resolution: 0.001Volt or 0.01°C/0.02°F or 0.001mA or 1
AI.21	UI21 Reading	Universal input 21 Reading	Out of service COV Increment	0 to 10Volt or -40 to 150°C or -40 to 212°F or 0 to 20mA or 0 to 1 Resolution: 0.001Volt or 0.01°C/0.02°F or 0.001mA or 1
AI.22	UI22 Reading	Universal input 22 Reading	Out of service COV Increment	0 to 10Volt or -40 to 150°C or -40 to 212°F or 0 to 20mA or 0 to 1 Resolution: 0.001Volt or 0.01°C/0.02°F or 0.001mA or 1
AI.23	UI23 Reading	Universal input 23 Reading	Out of service COV Increment	0 to 10Volt or -40 to 150°C or -40 to 212°F or 0 to 20mA or 0 to 1 Resolution: 0.001Volt or 0.01°C/0.02°F or 0.001mA or 1
AI.24	UI24 Reading	Universal input 24 Reading	Out of service COV Increment	0 to 10Volt or -40 to 150°C or -40 to 212°F or 0 to 20mA or 0 to 1 Resolution: 0.001Volt or 0.01°C/0.02°F or 0.001mA or 1
AI.25	UI25 Reading	Universal input 25 Reading	Out of service COV Increment	0 to 10Volt or -40 to 150°C or -40 to 212°F or 0 to 20mA or 0 to 1 Resolution: 0.001Volt or 0.01°C/0.02°F or 0.001mA or 1
AI.26	UI26 Reading	Universal input 26 Reading	Out of service COV Increment	0 to 10Volt or -40 to 150°C or -40 to 212°F or 0 to 20mA or 0 to 1 Resolution: 0.001Volt or 0.01°C/0.02°F or 0.001mA or 1
AI.27	UI27 Reading	Universal input 27 Reading	Out of service COV Increment	0 to 10Volt or -40 to 150°C or -40 to 212°F or 0 to 20mA or 0 to 1 Resolution: 0.001Volt or 0.01°C/0.02°F or 0.001mA or 1
AI.28	UI28 Reading	Universal input 28 Reading	Out of service COV Increment	0 to 10Volt or -40 to 150°C or -40 to 212°F or 0 to 20mA or 0 to 1 Resolution: 0.001Volt or 0.01°C/0.02°F or 0.001mA or 1
AI.29	UI29 Reading	Universal input 29 Reading	Out of service COV Increment	0 to 10Volt or -40 to 150°C or -40 to 212°F or 0 to 20mA or 0 to 1 Resolution: 0.001Volt or 0.01°C/0.02°F or 0.001mA or 1
AI.30	UI30 Reading	Universal input 30 Reading	Out of service COV Increment	0 to 10Volt or -40 to 150°C or -40 to 212°F or 0 to 20mA or 0 to 1 Resolution: 0.001Volt or 0.01°C/0.02°F or 0.001mA or 1
AO.1	AO1 Voltage	Voltage of analog output 1	Out of service Present Value	0 to 10 Volt Resolution 0.001 Volt
AO.2	AO2 Voltage	Voltage of analog output 2	Out of service Present Value	0 to 10 Volt Resolution 0.001 Volt
AO.3	AO3 Voltage	Voltage of analog output 3	Out of service Present Value	0 to 10 Volt Resolution 0.001 Volt
AO.4	AO4 Voltage	Voltage of analog output 4	Out of service Present Value	0 to 10 Volt Resolution 0.001 Volt
AO.5	AO5 Voltage*	Voltage of analog output 5	Out of service Present Value	0 to 10 Volt Resolution 0.001 Volt
AO.6	AO6 Voltage*	Voltage of analog output 6	Out of service Present Value	0 to 10 Volt Resolution 0.001 Volt



ID¹	Name	Description	Writable?	Range
AO.7	AO7 Voltage*	Voltage of analog output 7	Out of service Present Value	0 to 10 Volt Resolution 0.001 Volt
AO.8	AO8 Voltage*	Voltage of analog output 8	Out of service Present Value	0 to 10 Volt Resolution 0.001 Volt
AV.1	UI1 Impedance	Universal Input 1 Impedance	Out of service	0 to 100% or 0 to 806800 ohms Resolution: 1% or 1 ohms
AV.2	UI2 Impedance	Universal Input 2 Impedance	Out of service	0 to 100% or 0 to 806800 ohms Resolution: 1% or 1 ohms
AV.3	UI3 Impedance	Universal Input 3 Impedance	Out of service	0 to 100% or 0 to 806800 ohms Resolution: 1% or 1 ohms
AV.4	UI4 Impedance	Universal Input 4 Impedance	Out of service	0 to 100% or 0 to 806800 ohms Resolution: 1% or 1 ohms
AV.5	UI5 Impedance	Universal Input 5 Impedance	Out of service	0 to 100% or 0 to 806800 ohms Resolution: 1% or 1 ohms
AV.6	UI6 Impedance	Universal Input 6 Impedance	Out of service	0 to 100% or 0 to 806800 ohms Resolution: 1% or 1 ohms
AV.7	UI7 Impedance	Universal Input 7 Impedance	Out of service	0 to 100% or 0 to 806800 ohms Resolution: 1% or 1 ohms
AV.8	UI8 Impedance	Universal Input 8 Impedance	Out of service	0 to 100% or 0 to 806800 ohms Resolution: 1% or 1 ohms
AV.9	UI9 Impedance	Universal Input 9 Impedance	Out of service	0 to 100% or 0 to 806800 ohms Resolution: 1% or 1 ohms
AV.10	UI10 Impedance	Universal Input 10 Impedance	Out of service	0 to 100% or 0 to 806800 ohms Resolution: 1% or 1 ohms
AV.11	UI11 Impedance	Universal Input 11 Impedance	Out of service	0 to 100% or 0 to 806800 ohms Resolution: 1% or 1 ohms
AV.12	UI12 Impedance	Universal Input 12 Impedance	Out of service	0 to 100% or 0 to 806800 ohms Resolution: 1% or 1 ohms
AV.13	UI13 Impedance	Universal Input 13 Impedance	Out of service	0 to 100% or 0 to 806800 ohms Resolution: 1% or 1 ohms
AV.14	UI14 Impedance	Universal Input 14 Impedance	Out of service	0 to 100% or 0 to 806800 ohms Resolution: 1% or 1 ohms
AV.15	UI15 Impedance	Universal Input 15 Impedance	Out of service	0 to 100% or 0 to 806800 ohms Resolution: 1% or 1 ohms
AV.16	UI16 Impedance	Universal Input 16 Impedance	Out of service	0 to 100% or 0 to 806800 ohms Resolution: 1% or 1 ohms
AV.17	UI17 Impedance	Universal Input 17 Impedance	Out of service	0 to 100% or 0 to 806800 ohms Resolution: 1% or 1 ohms
AV.18	UI18 Impedance	Universal Input 18 Impedance	Out of service	0 to 100% or 0 to 806800 ohms Resolution: 1% or 1 ohms
AV.19	UI19 Impedance	Universal Input 19 Impedance	Out of service	0 to 100% or 0 to 806800 ohms Resolution: 1% or 1 ohms
AV.20	UI20 Impedance	Universal Input 20 Impedance	Out of service	0 to 100% or 0 to 806800 ohms Resolution: 1% or 1 ohms
AV.21	UI21 Impedance	Universal Input 21 Impedance	Out of service	0 to 100% or 0 to 806800 ohms Resolution: 1% or 1 ohms
AV.22	UI22 Impedance	Universal Input 22 Impedance	Out of service	0 to 100% or 0 to 806800 ohms Resolution: 1% or 1 ohms
AV.23	UI23 Impedance	Universal Input 23 Impedance	Out of service	0 to 100% or 0 to 806800 ohms Resolution: 1% or 1 ohms
AV.24	UI24 Impedance	Universal Input 24 Impedance	Out of service	0 to 100% or 0 to 806800 ohms Resolution: 1% or 1 ohms
AV.25	UI25 Impedance	Universal Input 25 Impedance	Out of service	0 to 100% or 0 to 806800 ohms Resolution: 1% or 1 ohms
AV.26	UI26 Impedance	Universal Input 26 Impedance	Out of service	0 to 100% or 0 to 806800 ohms Resolution: 1% or 1 ohms
AV.27	UI27 Impedance	Universal Input 27 Impedance	Out of service	0 to 100% or 0 to 806800 ohms Resolution: 1% or 1 ohms
AV.28	UI28 Impedance	Universal Input 28 Impedance	Out of service	0 to 100% or 0 to 806800 ohms Resolution: 1% or 1 ohms
AV.29	UI29 Impedance	Universal Input 29 Impedance	Out of service	0 to 100% or 0 to 806800 ohms Resolution: 1% or 1 ohms
AV.30	UI30 Impedance	Universal Input 30 Impedance	Out of service	0 to 100% or 0 to 806800 ohms Resolution: 1% or 1 ohms



ID¹	Name	Description	Writable?	Range
AV.31	Cfg AO1 Failsafe Preset	Failsafe preset for analog output 1	Out of service Present Value	0 to 10Volt Resolution: 0.001Volt
AV.32	Cfg AO2 Failsafe Preset	Failsafe preset for analog output 2	Out of service Present Value	0 to 10Volt Resolution: 0.001Volt
AV.33	Cfg AO3 Failsafe Preset	Failsafe preset for analog output 3	Out of service Present Value	0 to 10Volt Resolution: 0.001Volt
AV.34	Cfg AO4 Failsafe Preset	Failsafe preset for analog output 4	Out of service Present Value	0 to 10Volt Resolution: 0.001Volt
AV.35	Cfg AO5 Failsafe Preset*	Failsafe preset for analog output 5	Out of service Present Value	0 to 10Volt Resolution: 0.001Volt
AV.36	Cfg AO6 Failsafe Preset*	Failsafe preset for analog output 6	Out of service Present Value	0 to 10Volt Resolution: 0.001Volt
AV.37	Cfg AO7 Failsafe Preset*	Failsafe preset for analog output 7	Out of service Present Value	0 to 10Volt Resolution: 0.001Volt
AV.38	Cfg AO8 Failsafe Preset*	Failsafe preset for analog output 8	Out of service Present Value	0 to 10Volt Resolution: 0.001Volt
BO.1	BO1 State	Binary Output 1 State	Out of service Present Value	0 = Open 1 = Closed
BO.2	BO2 State	Binary Output 2 State	Out of service Present Value	0 = Open 1 = Closed
BO.3	BO3 State	Binary Output 3 State	Out of service Present Value	0 = Open 1 = Closed
BO.4	BO4 State	Binary Output 4 State	Out of service Present Value	0 = Open 1 = Closed
BO.5	BO5 State	Binary Output 5 State	Out of service Present Value	0 = Open 1 = Closed
BO.6	BO6 State	Binary Output 6 State	Out of service Present Value	0 = Open 1 = Closed
BO.7	BO7 State	Binary Output 7 State	Out of service Present Value	0 = Open 1 = Closed
BO.8	BO8 State	Binary Output 8 State	Out of service Present Value	0 = Open 1 = Closed
BO.9	BO9 State	Binary Output 9 State	Out of service Present Value	0 = Open 1 = Closed
BO.10	BO10 State	Binary Output 10 State	Out of service Present Value	0 = Open 1 = Closed
BO.11	BO11 State	Binary Output 11 State	Out of service Present Value	0 = Open 1 = Closed
BO.12	BO12 State	Binary Output 12 State	Out of service Present Value	0 = Open 1 = Closed
BO.13	BO13 State*	Binary Output 13 State	Out of service Present Value	0 = Open 1 = Closed
BO.14	BO14 State*	Binary Output 14 State	Out of service Present Value	0 = Open 1 = Closed
BO.15	BO15 State*	Binary Output 15 State	Out of service Present Value	0 = Open 1 = Closed
BO.16	BO16 State*	Binary Output 16 State	Out of service Present Value	0 = Open 1 = Closed
BV.1	Cfg Temperature Units	Select the unit system to use on the device.	Present Value	0= Celsius 1= Fahrenheit
MSV.0	Cfg IO Profile	Select input/output profile.	Out of service Present Value	1= Custom 2= Profile 1 3= Profile 2 4= Profile 3
MSV.1	Cfg UI1 Mode	Select universal input 1 mode	Out of service Present Value	1= 0-10V 2= 4-20mA 3= Dry Contact 4= 10K Type3/G/4A1 5= 10K Type2/3A1/NTC(Danfoss) 6= 10K NTC Carel 7= 20K Type6A1 8= 30K Type6A1



ID ¹	Name	Description	Writable?	Range
MSV.2	Cfg UI2 Mode	Select universal input 2 mode	Out of service Present Value	1= 0-10V 2= 4-20mA 3= Dry Contact 4= 10K Type3/G/4A1 5= 10K Type2/3A1/NTC(Danfoss) 6= 10K_ NTC Carel 7= 20K Type6A1 8= 30K Type6A1
MSV.3	Cfg UI3 Mode	Select universal input 3 mode	Out of service Present Value	1= 0-10V 2= 4-20mA 3= Dry Contact 4= 10K Type3/G/4A1 5= 10K Type2/3A1/NTC(Danfoss) 6= 10K_ NTC Carel 7= 20K Type6A1 8= 30K Type6A1
MSV.4	Cfg UI4 Mode	Select universal input 4 mode	Out of service Present Value	1= 0-10V 2= 4-20mA 3= Dry Contact 4= 10K Type3/G/4A1 5= 10K Type2/3A1/NTC(Danfoss) 6= 10K_ NTC Carel 7= 20K Type6A1 8= 30K Type6A1
MSV.5	Cfg UI5 Mode	Select universal input 5 mode	Out of service Present Value	1= 0-10V 2= 4-20mA 3= Dry Contact 4= 10K Type3/G/4A1 5= 10K Type2/3A1/NTC(Danfoss) 6= 10K_ NTC Carel 7= 20K Type6A1 8= 30K Type6A1
MSV.6	Cfg UI6 Mode	Select universal input 6 mode	Out of service Present Value	1= 0-10V 2= 4-20mA 3= Dry Contact 4= 10K Type3/G/4A1 5= 10K Type2/3A1/NTC(Danfoss) 6= 10K_ NTC Carel 7= 20K Type6A1 8= 30K Type6A1
MSV.7	Cfg UI7 Mode	Select universal input 7 mode	Out of service Present Value	1= 0-10V 2= 4-20mA 3= Dry Contact 4= 10K Type3/G/4A1 5= 10K Type2/3A1/NTC(Danfoss) 6= 10K_ NTC Carel 7= 20K Type6A1 8= 30K Type6A1
MSV.8	Cfg UI8 Mode	Select universal input 8 mode	Out of service Present Value	1= 0-10V 2= 4-20mA 3= Dry Contact 4= 10K Type3/G/4A1 5= 10K Type2/3A1/NTC(Danfoss) 6= 10K_ NTC Carel 7= 20K Type6A1 8= 30K Type6A1
MSV.9	Cfg UI9 Mode	Select universal input 9 mode	Out of service Present Value	1= 0-10V 2= 4-20mA 3= Dry Contact 4= 10K Type3/G/4A1 5= 10K Type2/3A1/NTC(Danfoss) 6= 10K_ NTC Carel 7= 20K Type6A1 8= 30K Type6A1
MSV.10	Cfg UI10 Mode	Select universal input 10 mode	Out of service Present Value	1= 0-10V 2= 4-20mA 3= Dry Contact 4= 10K Type3/G/4A1 5= 10K Type2/3A1/NTC(Danfoss) 6= 10K_ NTC Carel 7= 20K Type6A1 8= 30K Type6A1



ID ¹	Name	Description	Writable?	Range
MSV.11	Cfg UI11 Mode	Select universal input 11 mode	Out of service Present Value	1= 0-10V 2= 4-20mA 3= Dry Contact 4= 10K Type3/G/4A1 5= 10K Type2/3A1/NTC(Danfoss) 6= 10K_ NTC Carel 7= 20K Type6A1 8= 30K Type6A1
MSV.12	Cfg UI12 Mode	Select universal input 12 mode	Out of service Present Value	1= 0-10V 2= 4-20mA 3= Dry Contact 4= 10K Type3/G/4A1 5= 10K Type2/3A1/NTC(Danfoss) 6= 10K_ NTC Carel 7= 20K Type6A1 8= 30K Type6A1
MSV.13	Cfg UI13 Mode	Select universal input 13 mode	Out of service Present Value	1= 0-10V 2= 4-20mA 3= Dry Contact 4= 10K Type3/G/4A1 5= 10K Type2/3A1/NTC(Danfoss) 6= 10K_ NTC Carel 7= 20K Type6A1 8= 30K Type6A1
MSV.14	Cfg UI14 Mode	Select universal input 14 mode	Out of service Present Value	1= 0-10V 2= 4-20mA 3= Dry Contact 4= 10K Type3/G/4A1 5= 10K Type2/3A1/NTC(Danfoss) 6= 10K_ NTC Carel 7= 20K Type6A1 8= 30K Type6A1
MSV.15	Cfg UI15 Mode	Select universal input 15 mode	Out of service Present Value	1= 0-10V 2= 4-20mA 3= Dry Contact 4= 10K Type3/G/4A1 5= 10K Type2/3A1/NTC(Danfoss) 6= 10K_ NTC Carel 7= 20K Type6A1 8= 30K Type6A1
MSV.16	Cfg UI16 Mode	Select universal input 16 mode	Out of service Present Value	1= 0-10V 2= 4-20mA 3= Dry Contact 4= 10K Type3/G/4A1 5= 10K Type2/3A1/NTC(Danfoss) 6= 10K_ NTC Carel 7= 20K Type6A1 8= 30K Type6A1
MSV.17	Cfg UI17 Mode	Select universal input 17 mode	Out of service Present Value	1= 0-10V 2= 4-20mA 3= Dry Contact 4= 10K Type3/G/4A1 5= 10K Type2/3A1/NTC(Danfoss) 6= 10K_ NTC Carel 7= 20K Type6A1 8= 30K Type6A1
MSV.18	Cfg UI18 Mode	Select universal input 18 mode	Out of service Present Value	1= 0-10V 2= 4-20mA 3= Dry Contact 4= 10K Type3/G/4A1 5= 10K Type2/3A1/NTC(Danfoss) 6= 10K_ NTC Carel 7= 20K Type6A1 8= 30K Type6A1
MSV.19	Cfg UI19 Mode	Select universal input 19 mode	Out of service Present Value	1= 0-10V 2= 4-20mA 3= Dry Contact 4= 10K Type3/G/4A1 5= 10K Type2/3A1/NTC(Danfoss) 6= 10K_ NTC Carel 7= 20K Type6A1 8= 30K Type6A1



ID¹	Name	Description	Writable?	Range
MSV.20	Cfg UI20 Mode	Select universal input 20 mode	Out of service Present Value	1= 0-10V 2= 4-20mA 3= Dry Contact 4= 10K Type3/G/4A1 5= 10K Type2/3A1/NTC(Danfoss) 6= 10K_ NTC Carel 7= 20K Type6A1 8= 30K Type6A1
MSV.21	Cfg UI21 Mode	Select universal input 21 mode	Out of service Present Value	1= 0-10V 2= 4-20mA 3= Dry Contact 4= 10K Type3/G/4A1 5= 10K Type2/3A1/NTC(Danfoss) 6= 10K_ NTC Carel 7= 20K Type6A1 8= 30K Type6A1
MSV.22	Cfg UI22 Mode	Select universal input 22 mode	Out of service Present Value	1= 0-10V 2= 4-20mA 3= Dry Contact 4= 10K Type3/G/4A1 5= 10K Type2/3A1/NTC(Danfoss) 6= 10K_ NTC Carel 7= 20K Type6A1 8= 30K Type6A1
MSV.23	Cfg UI23 Mode	Select universal input 23 mode	Out of service Present Value	1= 0-10V 2= 4-20mA 3= Dry Contact 4= 10K Type3/G/4A1 5= 10K Type2/3A1/NTC(Danfoss) 6= 10K_ NTC Carel 7= 20K Type6A1 8= 30K Type6A1
MSV.24	Cfg UI24 Mode	Select universal input 24 mode	Out of service Present Value	1= 0-10V 2= 4-20mA 3= Dry Contact 4= 10K Type3/G/4A1 5= 10K Type2/3A1/NTC(Danfoss) 6= 10K_ NTC Carel 7= 20K Type6A1 8= 30K Type6A1
MSV.25	Cfg UI25 Mode	Select universal input 25 mode	Out of service Present Value	1= 0-10V 2= 4-20mA 3= Dry Contact 4= 10K Type3/G/4A1 5= 10K Type2/3A1/NTC(Danfoss) 6= 10K_ NTC Carel 7= 20K Type6A1 8= 30K Type6A1
MSV.26	Cfg UI26 Mode	Select universal input 26 mode	Out of service Present Value	1= 0-10V 2= 4-20mA 3= Dry Contact 4= 10K Type3/G/4A1 5= 10K Type2/3A1/NTC(Danfoss) 6= 10K_ NTC Carel 7= 20K Type6A1 8= 30K Type6A1
MSV.27	Cfg UI27 Mode	Select universal input 27 mode	Out of service Present Value	1= 0-10V 2= 4-20mA 3= Dry Contact 4= 10K Type3/G/4A1 5= 10K Type2/3A1/NTC(Danfoss) 6= 10K_ NTC Carel 7= 20K Type6A1 8= 30K Type6A1
MSV.28	Cfg UI28 Mode	Select universal input 28 mode	Out of service Present Value	1= 0-10V 2= 4-20mA 3= Dry Contact 4= 10K Type3/G/4A1 5= 10K Type2/3A1/NTC(Danfoss) 6= 10K_ NTC Carel 7= 20K Type6A1 8= 30K Type6A1



ID ¹	Name	Description	Writable?	Range
MSV.29	Cfg UI29 Mode	Select universal input 29 mode	Out of service Present Value	1= 0-10V 2= 4-20mA 3= Dry Contact 4= 10K Type3/G/4A1 5= 10K Type2/3A1/NTC(Danfoss) 6= 10K_ NTC Carel 7= 20K Type6A1 8= 30K Type6A1
MSV.30	Cfg UI30 Mode	Select universal input 30 mode	Out of service Present Value	1= 0-10V 2= 4-20mA 3= Dry Contact 4= 10K Type3/G/4A1 5= 10K Type2/3A1/NTC(Danfoss) 6= 10K_ NTC Carel 7= 20K Type6A1 8= 30K Type6A1
MSV.31	Cfg AO1 Failsafe Mode	Selected analog output 1 failsafe mode	Out of service Present Value	1= Last State 2= Preset
MSV.32	Cfg AO2 Failsafe Mode	Selected analog output 2 failsafe mode	Out of service Present Value	1= Last State 2= Preset
MSV.33	Cfg AO3 Failsafe Mode	Selected analog output 3 failsafe mode	Out of service Present Value	1= Last State 2= Preset
MSV.34	Cfg AO4 Failsafe Mode	Selected analog output 4 failsafe mode	Out of service Present Value	1= Last State 2= Preset
MSV.35	Cfg AO5 Failsafe Mode*	Selected analog output 5 failsafe mode	Out of service Present Value	1= Last State 2= Preset
MSV.36	Cfg AO6 Failsafe Mode*	Selected analog output 6 failsafe mode	Out of service Present Value	1= Last State 2= Preset
MSV.37	Cfg AO7 Failsafe Mode*	Selected analog output 7 failsafe mode	Out of service Present Value	1= Last State 2= Preset
MSV.38	Cfg AO8 Failsafe Mode*	Selected analog output 8 failsafe mode	Out of service Present Value	1= Last State 2= Preset
MSV.39	Cfg BO1 Failsafe Mode	Selected binary output 1 failsafe mode	Out of service Present Value	1= Last State 2= Open 3= Closed
MSV.40	Cfg BO2 Failsafe Mode	Selected binary output 2 failsafe mode	Out of service Present Value	1= Last State 2= Open 3= Closed
MSV.41	Cfg BO3 Failsafe Mode	Selected binary output 3 failsafe mode	Out of service Present Value	1= Last State 2= Open 3= Closed
MSV.42	Cfg BO4 Failsafe Mode	Selected binary output 4 failsafe mode	Out of service Present Value	1= Last State 2= Open 3= Closed
MSV.43	Cfg BO5 Failsafe Mode	Selected binary output 5 failsafe mode	Out of service Present Value	1= Last State 2= Open 3= Closed
MSV.44	Cfg BO6 Failsafe Mode	Selected binary output 6 failsafe mode	Out of service Present Value	1= Last State 2= Open 3= Closed
MSV.45	Cfg BO7 Failsafe Mode	Selected binary output 7 failsafe mode	Out of service Present Value	1= Last State 2= Open 3= Closed
MSV.46	Cfg BO8 Failsafe Mode	Selected binary output 8 failsafe mode	Out of service Present Value	1= Last State 2= Open 3= Closed
MSV.47	Cfg BO9 Failsafe Mode	Selected binary output 9 failsafe mode	Out of service Present Value	1= Last State 2= Open 3= Closed
MSV.48	Cfg BO10 Failsafe Mode	Selected binary output 10 failsafe mode	Out of service Present Value	1= Last State 2= Open 3= Closed
MSV.49	Cfg BO11 Failsafe Mode	Selected binary output 11 failsafe mode	Out of service Present Value	1= Last State 2= Open 3= Closed



ID ¹	Name	Description	Writable?	Range
MSV.50	Cfg BO12 Failsafe Mode	Selected binary output 12 failsafe mode	Out of service Present Value	1= Last State 2= Open 3= Closed
MSV.51	Cfg BO13 Failsafe Mode**	Selected binary output 13 failsafe mode	Out of service Present Value	1= Last State 2= Open 3= Closed
MSV.52	Cfg BO14 Failsafe Mode**	Selected binary output 14 failsafe mode	Out of service Present Value	1= Last State 2= Open 3= Closed
MSV.53	Cfg BO15 Failsafe Mode**	Selected binary output 15 failsafe mode	Out of service Present Value	1= Last State 2= Open 3= Closed
MSV.54	Cfg BO16 Failsafe Mode**	Selected binary output 16 failsafe mode	Out of service Present Value	1= Last State 2= Open 3= Closed

* Only available when JP3 - JP6 jumpers (UO1 - UO4 selector) are set to A05 - A08.

** Only available when JP3 - JP6 jumpers (UO1 - UO4 selector) are set to B013 - B016.

Modbus Registers

- Register address
 - As per protocol base (base 0); for PLC add 1 to protocol base.
 - As per holding register (base 40001)
- Functions :
 - 03 Read Holding Register
 - 06 Write Single Register
 - 16 Write Multiple Registers
- Error Codes :
 - 02 Illegal Data Address
 - 03 Illegal Value
 - 06 Slave Device Busy
- W = Writable register, RO = read only.
- No Real number in Modbus register, use scale to calculate real number. Register = Real number * Scale => Real number = Register / Scale. Scale could be 1, 10 or 100
- Attention when writing a register that contains a bit string. If bit is writable (conditional or not), the write will always be accepted. If bit is reserved or not writable, the write will be ignored and will keep its actual state.
- Use READ-MODIFY-WRITE sequence.

Protocol Base	Holding Register	Description	Data Type	Units/Values	Writable	Default Value
0	40001	MAC Address	Unsigned Scale 1	[1..247] * MAC address is 1 if all DIP switches of DS1 are OFF.	W	101
1	40002	Firmware Version	Unsigned Scale 100	1.00	RO	
2	40003	Serial Number (characters 0 & 1)	ASCII	MSB = char 0, LSB = char 1	RO	
3	40004	Serial Number (characters 2 & 3)	ASCII	MSB = char 2, LSB = char 3	RO	
4	40005	Serial Number (characters 4 & 5)	ASCII	MSB = char 4, LSB = char 5	RO	
5	40006	Serial Number (characters 6 & 7)	ASCII	MSB = char 6, LSB = char 7	RO	
6	40007	Serial Number (characters 8 & 9)	ASCII	MSB = char 8, LSB = char 9	RO	
7	40008	Serial Number (characters 10 & 11)	ASCII	MSB = char 10, LSB = char 11	RO	
8	40009	Serial Number (characters 12 & 13)	ASCII	MSB = char 12, LSB = char 13	RO	
9	40010	Serial Number (characters 14 & 15)	ASCII	MSB = char 14, LSB = char 15	RO	
10	40011	System Status	Unsigned	0 = Operational 1 = Operational-read-only 2 = download-required 3 = download-in-progress 4 = non-operational 5 = backup-in-progress	RO	

Protocol Base	Holding Register	Description	Data Type	Units/Values	Writable	Default Value
11	40012	Universal Input 1 Reading	0-10V: Type: Unsigned, Scale:1000, Unit: Volt, Range: 0-10Volt, 4-20mA: Type: Unsigned, Scale:1000, Unit: mA, Range: 0-20 mA 10K NTC Carel, 10K Type 2/3A1/NTC(Danfoss), 20K Type 6AI, 30K Type 6AI, 10K Type 3/G/4A1: Type: Signed, Scale:100, Unit: °C, Range: -40 - 150 °C Type: Signed, Scale:100, Unit: °F, Range: -40 - 212 °F DI: Type: Unsigned, Scale:1, No Unit, Range: 0-1		RO	0
12	40013	Universal Input 2 Reading				0
13	40014	Universal Input 3 Reading				0
14	40015	Universal Input 4 Reading				0
15	40016	Universal Input 5 Reading				0
16	40017	Universal Input 6 Reading				0
17	40018	Universal Input 7 Reading				0
18	40019	Universal Input 8 Reading				0
19	40020	Universal Input 9 Reading				0
20	40021	Universal Input 10 Reading				0
21	40022	Universal Input 11 Reading				0
22	40023	Universal Input 12 Reading				0
23	40024	Universal Input 13 Reading				0
24	40025	Universal Input 14 Reading				0
25	40026	Universal Input 15 Reading				0
26	40027	Universal Input 16 Reading				0
27	40028	Universal Input 17 Reading				0
28	40029	Universal Input 18 Reading				0
29	40030	Universal Input 19 Reading				0
30	40031	Universal Input 20 Reading				0
31	40032	Universal Input 21 Reading				0
32	40033	Universal Input 22 Reading				0
33	40034	Universal Input 23 Reading				0
34	40035	Universal Input 24 Reading				0
35	40036	Universal Input 25 Reading				0

Protocol Base	Holding Register	Description	Data Type	Units/Values	Writable	Default Value
36	40037	Universal Input 26 Reading	0-10V: Type: Unsigned, Scale:1000, Unit: Volt, Range: 0-10Volt, 4-20mA: Type: Unsigned, Scale:1000, Unit: mA, Range: 0-20 mA 10K NTC Carel, 10K Type 2/3A1/NTC(Danfoss), 20K Type 6AI, 30K Type 6AI, 10K Type 3/G/4A1: Type: Signed, Scale:100, Unit: °C, Range: -40 - 150 °C Type: Signed, Scale:100, Unit: °F, Range: -40 - 212 °F DI: Type: Unsigned, Scale:1, No Unit, Range: 0-1		RO	0
37	40038	Universal Input 27 Reading				0
38	40039	Universal Input 28 Reading				0
39	40040	Universal Input 29 Reading				0
40	40041	Universal Input 30 Reading				0
41	40042	Analog Output 1 Voltage	Unsigned Scale 1000 Unit: Volt (V), Range: 0V to10V, <i>Value x 1000 (e.g. 2V = 2000)</i> * AO5 to AO8 Voltage can only be commanded when JP3 - JP6 jumpers (UO1 - UO4 selector) are set to AO5 - AO8.		W	0V
42	40043	Analog Output 2 Voltage				0V
43	40044	Analog Output 3 Voltage				0V
44	40045	Analog Output 4 Voltage				0V
45	40046	Analog Output 5 Voltage*				0V
46	40047	Analog Output 6 Voltage*				0V
47	40048	Analog Output 7 Voltage*				0V
48	40049	Analog Output 8 Voltage*				0V

Protocol Base	Holding Register	Description	Data Type	Units/Values	Writable	Default Value
49	40050	Binary Output States**	Bit String	B0: Binary Output 1 State <i>0 = Open, 1 = Closed</i> B1: Binary Output 2 State <i>0 = Open, 1 = Closed</i> B2: Binary Output 3 State <i>0 = Open, 1 = Closed</i> B3: Binary Output 4 State <i>0 = Open, 1 = Closed</i> B4: Binary Output 5 State <i>0 = Open, 1 = Closed</i> B5: Binary Output 6 State <i>0 = Open, 1 = Closed</i> B6: Binary Output 7 State <i>0 = Open, 1 = Closed</i> B7: Binary Output 8 State <i>0 = Open, 1 = Closed</i> B8: Binary Output 9 State <i>0 = Open, 1 = Closed</i> B9: Binary Output 10 State <i>0 = Open, 1 = Closed</i> B10: Binary Output 11 State <i>0 = Open, 1 = Closed</i> B11: Binary Output 12 State <i>0 = Open, 1 = Closed</i> B12: Binary Output 13 State** <i>0 = Open, 1 = Closed</i> B13: Binary Output 14 State** <i>0 = Open, 1 = Closed</i> B14: Binary Output 15 State** <i>0 = Open, 1 = Closed</i> B15: Binary Output 16 State** <i>0 = Open, 1 = Closed</i> ** B12 to B15 can only be commanded when JP3 - JP6 jumpers (UO1 - UO4 selector) are set to BO13 - BO16.	W	0
50	40051	Universal Input 1 Impedance or Linearization (0)	0-10V, 4-20mA: Type: Unsigned, Scale: Depends on values in Linear Value Scale of corresponding UI Unit: %, Range: Depends on values in Minimum and Maximum Linear Value of the UI Thermistors - 10K NTC Carel, 10K Type 2/3A1/NTC(Danfoss), 20K Type 6AI, 30K Type 6AI, 10K Type 3/G/4A1: Type: Unsigned, Scale:1, Unit: Ohms, Range: 0-806800 Ohms		RO	N/A
51	40052	Universal Input 1 Impedance or Linearization (1)				N/A
52	40053	Universal Input 2 Impedance or Linearization (0)				N/A
53	40054	Universal Input 2 Impedance or Linearization (1)				N/A
54	40055	Universal Input 3 Impedance or Linearization (0)				N/A
55	40056	Universal Input 3 Impedance or Linearization (1)				N/A
56	40057	Universal Input 4 Impedance or Linearization (0)				N/A
57	40058	Universal Input 4 Impedance or Linearization (1)				N/A
58	40059	Universal Input 5 Impedance or Linearization (0)				N/A
59	40060	Universal Input 5 Impedance or Linearization (1)				N/A
60	40061	Universal Input 6 Impedance or Linearization (0)				N/A

Protocol Base	Holding Register	Description	Data Type	Units/Values	Writable	Default Value
61	40062	Universal Input 6 Impedance or Linearization (1)				N/A
62	40063	Universal Input 7 Impedance or Linearization (0)				N/A
63	40064	Universal Input 7 Impedance or Linearization (1)				N/A
64	40065	Universal Input 8 Impedance or Linearization (0)				N/A
65	40066	Universal Input 8 Impedance or Linearization (1)				N/A
66	40067	Universal Input 9 Impedance or Linearization (0)				N/A
67	40068	Universal Input 9 Impedance or Linearization (1)				N/A
68	40069	Universal Input 10 Impedance or Linearization (0)				N/A
69	40070	Universal Input 10 Impedance or Linearization (1)				N/A
70	40071	Universal Input 11 Impedance or Linearization (0)				N/A
71	40072	Universal Input 11 Impedance or Linearization (1)				N/A
72	40073	Universal Input 12 Impedance or Linearization (0)				N/A
73	40074	Universal Input 12 Impedance or Linearization (1)				N/A
74	40075	Universal Input 13 Impedance or Linearization (0)				N/A
75	40076	Universal Input 13 Impedance or Linearization (1)				N/A
76	40077	Universal Input 14 Impedance or Linearization (0)				N/A
77	40078	Universal Input 14 Impedance or Linearization (1)				N/A
78	40079	Universal Input 15 Impedance or Linearization (0)				N/A
79	40080	Universal Input 15 Impedance or Linearization (1)				N/A
80	40081	Universal Input 16 Impedance or Linearization (0)				N/A
81	40082	Universal Input 16 Impedance or Linearization (1)				N/A
82	40083	Universal Input 17 Impedance or Linearization (0)				N/A
83	40084	Universal Input 17 Impedance or Linearization (1)				N/A
84	40085	Universal Input 18 Impedance or Linearization (0)				N/A
85	40086	Universal Input 18 Impedance or Linearization (1)				N/A
86	40087	Universal Input 19 Impedance or Linearization (0)				N/A
87	40088	Universal Input 19 Impedance or Linearization (1)				N/A
88	40089	Universal Input 20 Impedance or Linearization (0)				N/A
89	40090	Universal Input 20 Impedance or Linearization (1)				N/A

0-10V, 4-20mA:

Type: Unsigned, Scale: Depends on values in Linear Value Scale of corresponding UI
 Unit: %, Range: Depends on values in Minimum and Maximum Linear Value of the UI

Thermistors - 10K NTC Carel, 10K Type 2/3A1/NTC(Danfoss), 20K Type 6AI, 30K Type 6AI, 10K Type 3/G/4A1:

Type: Unsigned, Scale:1, Unit: Ohms, Range: 0-806800 Ohms

RO

Protocol Base	Holding Register	Description	Data Type	Units/Values	Writable	Default Value
90	40091	Universal Input 21 Impedance or Linearization (0)	0-10V, 4-20mA: Type: Unsigned, Scale: Depends on values in Linear Value Scale of corresponding UI Unit: %, Range: Depends on values in Minimum and Maximum Linear Value of the UI Thermistors - 10K NTC Carel, 10K Type 2/3A1/NTC(Danfoss), 20K Type 6AI, 30K Type 6AI, 10K Type 3/G/4A1: Type: Unsigned, Scale:1, Unit: Ohms, Range: 0-806800 Ohms		RO	N/A
91	40092	Universal Input 21 Impedance or Linearization (1)				N/A
92	40093	Universal Input 22 Impedance or Linearization (0)				N/A
93	40094	Universal Input 22 Impedance or Linearization (1)				N/A
94	40095	Universal Input 23 Impedance or Linearization (0)				N/A
95	40096	Universal Input 23 Impedance or Linearization (1)				N/A
96	40097	Universal Input 24 Impedance or Linearization (0)				N/A
97	40098	Universal Input 24 Impedance or Linearization (1)				N/A
98	40099	Universal Input 25 Impedance or Linearization (0)				N/A
99	40100	Universal Input 25 Impedance or Linearization (1)				N/A
100	40101	Universal Input 26 Impedance or Linearization (0)				N/A
101	40102	Universal Input 26 Impedance or Linearization (1)				N/A
102	40103	Universal Input 27 Impedance or Linearization (0)				N/A
103	40104	Universal Input 27 Impedance or Linearization (1)				N/A
104	40105	Universal Input 28 Impedance or Linearization (0)				N/A
105	40106	Universal Input 28 Impedance or Linearization (1)				N/A
106	40107	Universal Input 29 Impedance or Linearization (0)				N/A
107	40108	Universal Input 29 Impedance or Linearization (1)				N/A
108	40109	Universal Input 30 Impedance or Linearization (0)				N/A
109	40110	Universal Input 30 Impedance or Linearization (1)				N/A
110	40111	Temperature Units	Unsigned	1 = Celsius 2 = Fahrenheit	W	1
111	40112	Input/Output Profile	Unsigned	1 = Custom 3 = Profile 2 2 = Profile 1 4 = Profile 3	W	2
112	40113	Universal Input 1 Mode	Unsigned	1= 0-10V 5= 10K Type2/3A1/NTC(Danfoss) 2= 4-20mA 6= 10K NTC Carel 3= Dry Contact 7= 20K Type6A1 4= 10K Type3/G/4A1 8= 30K Type6A1	W	6
113	40114	Universal Input 1 Reading Bias		10K NTC Carel, 10K Type 2/3A1/NTC(Danfoss), 20K Type 6AI, 30K Type 6AI, 10K Type 3/G/4A1: Type: Signed, Scale:100, Unit: °C, Range: -327.68 - 327.67°C Type: Signed, Scale:100, Unit: °F, Range: -557.82 - 621.08 °F	W	0°C
114	40115	Universal Input 1 Linear Value Scale		0-10V, 4-20mA: Type: Unsigned, Scale:1000, Unit: No Unit, Range: 0.001, 0.01, 0.1, 1 or 10	W	N/A

Protocol Base	Holding Register	Description	Data Type	Units/Values	Writable	Default Value
115	40116	Universal Input 1 Minimum Voltage		0-10V, 4-20mA: Type: Unsigned, Scale:1000, Unit: Volt, Range: 0.00 - 65.535V	W	N/A
116	40117	Universal Input 1 Maximum Voltage		0-10V, 4-20mA: Type: Unsigned, Scale:1000, Unit: Volt, Range: 0.00 - 65.535V	W	N/A
117	40118	Universal Input 1 Minimum Linear Value		0-10V: Type: Signed, Scale: 1, Unit: Volt, Range: -32768 - 32767V 4-20mA: Type: Signed, Scale: 1, Unit: mA, Range: -32768 - 32767mA	W	N/A
118	40119	Universal Input 1 Maximum Linear Value		0-10V: Type: Signed, Scale: 1, Unit: Volt, Range: -32768 - 32767V 4-20mA: Type: Signed, Scale: 1, Unit: mA, Range: -32768 - 32767mA	W	N/A
119	40120	Universal Input 1 Linear Value Bias		0-10V: Type: Signed, Scale: 1, Unit: Volt, Range: -32768 - 32767V 4-20mA: Type: Signed, Scale: 1, Unit: mA, Range: -32768 - 32767mA	W	N/A
120	40121	Universal Input 2 Mode	Unsigned	1= 0-10V 2= 4-20mA 3= Dry Contact 4= 10K Type3/G/4A1 5= 10K Type2/3A1/NTC(Danfoss) 6= 10K NTC Carel 7= 20K Type6A1 8= 30K Type6A1	W	6
121	40122	Universal Input 2 Reading Bias		10K NTC Carel, 10K Type 2/3A1/NTC(Danfoss), 20K Type 6AI, 30K Type 6AI, 10K Type 3/G/4A1: Type: Signed, Scale:100, Unit: °C, Range: -327.68 - 327.67°C Type: Signed, Scale:100, Unit: °F, Range: -557.82 - 621.08 °F	W	0°C
122	40123	Universal Input 2 Linear Value Scale		0-10V, 4-20mA: Type: Unsigned, Scale:1000, Unit: No Unit, Range: 0.001, 0.01, 0.1, 1 or 10	W	N/A
123	40124	Universal Input 2 Minimum Voltage		0-10V, 4-20mA: Type: Unsigned, Scale:1000, Unit: Volt, Range: 0.00 - 65.535V	W	N/A
124	40125	Universal Input 2 Maximum Voltage		0-10V, 4-20mA: Type: Unsigned, Scale:1000, Unit: Volt, Range: 0.00 - 65.535V	W	N/A
125	40126	Universal Input 2 Minimum Linear Value		0-10V: Type: Signed, Scale: 1, Unit: Volt, Range: -32768 - 32767V 4-20mA: Type: Signed, Scale: 1, Unit: mA, Range: -32768 - 32767mA	W	N/A
126	40127	Universal Input 2 Maximum Linear Value		0-10V: Type: Signed, Scale: 1, Unit: Volt, Range: -32768 - 32767V 4-20mA: Type: Signed, Scale: 1, Unit: mA, Range: -32768 - 32767mA	W	N/A
127	40128	Universal Input 2 Linear Value Bias		0-10V: Type: Signed, Scale: 1, Unit: Volt, Range: -32768 - 32767V 4-20mA: Type: Signed, Scale: 1, Unit: mA, Range: -32768 - 32767mA	W	N/A
128	40129	Universal Input 3 Mode	Unsigned	1= 0-10V 2= 4-20mA 3= Dry Contact 4= 10K Type3/G/4A1 5= 10K Type2/3A1/NTC(Danfoss) 6= 10K NTC Carel 7= 20K Type6A1 8= 30K Type6A1	W	6
129	40130	Universal Input 3 Reading Bias		10K NTC Carel, 10K Type 2/3A1/NTC (Danfoss), 20K Type 6AI, 30K Type 6AI, 10K Type 3/G/4A1: Type: Signed, Scale:100, Unit: °C, Range: -327.68 - 327.67°C Type: Signed, Scale:100, Unit: °F, Range: -557.82 - 621.08 °F	W	0°C
130	40131	Universal Input 3 Linear Value Scale		0-10V, 4-20mA: Type: Unsigned, Scale:1000, Unit: No Unit, Range: 0.001, 0.01, 0.1, 1 or 10	W	N/A
131	40132	Universal Input 3 Minimum Voltage		0-10V, 4-20mA: Type: Unsigned, Scale:1000, Unit: Volt, Range: 0.00 - 65.535V	W	N/A
132	40133	Universal Input 3 Maximum Voltage		0-10V, 4-20mA: Type: Unsigned, Scale:1000, Unit: Volt, Range: 0.00 - 65.535V	W	N/A

Protocol Base	Holding Register	Description	Data Type	Units/Values	Writable	Default Value
133	40134	Universal Input 3 Minimum Linear Value		0-10V: Type: Signed, Scale: 1, Unit: Volt, Range: -32768 - 32767V 4-20mA: Type: Signed, Scale: 1, Unit: mA, Range: -32768 - 32767mA	W	N/A
134	40135	Universal Input 3 Maximum Linear Value		0-10V: Type: Signed, Scale: 1, Unit: Volt, Range: -32768 - 32767V 4-20mA: Type: Signed, Scale: 1, Unit: mA, Range: -32768 - 32767mA	W	N/A
135	40136	Universal Input 3 Linear Value Bias		0-10V: Type: Signed, Scale: 1, Unit: Volt, Range: -32768 - 32767V 4-20mA: Type: Signed, Scale: 1, Unit: mA, Range: -32768 - 32767mA	W	N/A
136	40137	Universal Input 4 Mode	Unsigned	1= 0-10V 2= 4-20mA 3= Dry Contact 4= 10K Type3/G/4A1 5= 10K Type2/3A1/NTC(Danfoss) 6= 10K NTC Carel 7= 20K Type6A1 8= 30K Type6A1	W	6
137	40138	Universal Input 4 Reading Bias		10K NTC Carel, 10K Type 2/3A1/NTC (Danfoss), 20K Type 6AI, 30K Type 6AI, 10K Type 3/G/4A1: Type: Signed, Scale:100, Unit: °C, Range: -327.68 - 327.67°C Type: Signed, Scale:100, Unit: °F, Range: -557.82 - 621.08 °F	W	0°C
138	40139	Universal Input 4 Linear Value Scale		0-10V, 4-20mA: Type: Unsigned, Scale:1000, Unit: No Unit, Range: 0.001, 0.01, 0.1, 1 or 10	W	N/A
139	40140	Universal Input 4 Minimum Voltage		0-10V, 4-20mA: Type: Unsigned, Scale:1000, Unit: Volt, Range: 0.00 - 65.535V	W	N/A
140	40141	Universal Input 4 Maximum Voltage		0-10V, 4-20mA: Type: Unsigned, Scale:1000, Unit: Volt, Range: 0.00 - 65.535V	W	N/A
141	40142	Universal Input 4 Minimum Linear Value		0-10V: Type: Signed, Scale: 1, Unit: Volt, Range: -32768 - 32767V 4-20mA: Type: Signed, Scale: 1, Unit: mA, Range: -32768 - 32767mA	W	N/A
142	40143	Universal Input 4 Maximum Linear Value		0-10V: Type: Signed, Scale: 1, Unit: Volt, Range: -32768 - 32767V 4-20mA: Type: Signed, Scale: 1, Unit: mA, Range: -32768 - 32767mA	W	N/A
143	40144	Universal Input 5 Linear Value Bias		0-10V: Type: Signed, Scale: 1, Unit: Volt, Range: -32768 - 32767V 4-20mA: Type: Signed, Scale: 1, Unit: mA, Range: -32768 - 32767mA	W	N/A
144	40145	Universal Input 5 Mode	Unsigned	1= 0-10V 2= 4-20mA 3= Dry Contact 4= 10K Type3/G/4A1 5= 10K Type2/3A1/NTC(Danfoss) 6= 10K NTC Carel 7= 20K Type6A1 8= 30K Type6A1	W	6
145	40146	Universal Input 5 Reading Bias		10K NTC Carel, 10K Type 2/3A1/NTC (Danfoss), 20K Type 6AI, 30K Type 6AI, 10K Type 3/G/4A1: Type: Signed, Scale:100, Unit: °C, Range: -327.68 - 327.67°C Type: Signed, Scale:100, Unit: °F, Range: -557.82 - 621.08 °F	W	0°C
146	40147	Universal Input 5 Linear Value Scale		0-10V, 4-20mA: Type: Unsigned, Scale:1000, Unit: No Unit, Range: 0.001, 0.01, 0.1, 1 or 10	W	N/A
147	40148	Universal Input 5 Minimum Voltage		0-10V, 4-20mA: Type: Unsigned, Scale:1000, Unit: Volt, Range: 0.00 - 65.535V	W	N/A
148	40149	Universal Input 5 Maximum Voltage		0-10V, 4-20mA: Type: Unsigned, Scale:1000, Unit: Volt, Range: 0.00 - 65.535V	W	N/A
149	40150	Universal Input 5 Minimum Linear Value		0-10V: Type: Signed, Scale: 1, Unit: Volt, Range: -32768 - 32767V 4-20mA: Type: Signed, Scale: 1, Unit: mA, Range: -32768 - 32767mA	W	N/A

Protocol Base	Holding Register	Description	Data Type	Units/Values	Writable	Default Value
150	40151	Universal Input 5 Maximum Linear Value		0-10V: Type: Signed, Scale: 1, Unit: Volt, Range: -32768 - 32767V 4-20mA: Type: Signed, Scale: 1, Unit: mA, Range: -32768 - 32767mA	W	N/A
151	40152	Universal Input 5 Linear Value Bias		0-10V: Type: Signed, Scale: 1, Unit: Volt, Range: -32768 - 32767V 4-20mA: Type: Signed, Scale: 1, Unit: mA, Range: -32768 - 32767mA	W	N/A
152	40153	Universal Input 6 Mode	Unsigned	1= 0-10V 2= 4-20mA 3= Dry Contact 4= 10K Type3/G/4A1 5= 10K Type2/3A1/NTC(Danfoss) 6= 10K NTC Carel 7= 20K Type6A1 8= 30K Type6A1	W	6
153	40154	Universal Input 6 Reading Bias		10K NTC Carel, 10K Type 2/3A1/NTC (Danfoss), 20K Type 6AI, 30K Type 6AI, 10K Type 3/G/4A1: Type: Signed, Scale:100, Unit: °C, Range: -327.68 - 327.67°C Type: Signed, Scale:100, Unit: °F, Range: -557.82 - 621.08 °F	W	0°C
154	40155	Universal Input 6 Linear Value Scale		0-10V, 4-20mA: Type: Unsigned, Scale:1000, Unit: No Unit, Range: 0.001, 0.01, 0.1, 1 or 10	W	N/A
155	40156	Universal Input 6 Minimum Voltage		0-10V, 4-20mA: Type: Unsigned, Scale:1000, Unit: Volt, Range: 0.00 - 65.535V	W	N/A
156	40157	Universal Input 6 Maximum Voltage		0-10V, 4-20mA: Type: Unsigned, Scale:1000, Unit: Volt, Range: 0.00 - 65.535V	W	N/A
157	40158	Universal Input 6 Minimum Linear Value		0-10V: Type: Signed, Scale: 1, Unit: Volt, Range: -32768 - 32767V 4-20mA: Type: Signed, Scale: 1, Unit: mA, Range: -32768 - 32767mA	W	N/A
158	40159	Universal Input 6 Maximum Linear Value		0-10V: Type: Signed, Scale: 1, Unit: Volt, Range: -32768 - 32767V 4-20mA: Type: Signed, Scale: 1, Unit: mA, Range: -32768 - 32767mA	W	N/A
159	40160	Universal Input 6 Linear Value Bias		0-10V: Type: Signed, Scale: 1, Unit: Volt, Range: -32768 - 32767V 4-20mA: Type: Signed, Scale: 1, Unit: mA, Range: -32768 - 32767mA	W	N/A
160	40161	Universal Input 7 Mode	Unsigned	1= 0-10V 2= 4-20mA 3= Dry Contact 4= 10K Type3/G/4A1 5= 10K Type2/3A1/NTC(Danfoss) 6= 10K NTC Carel 7= 20K Type6A1 8= 30K Type6A1	W	6
161	40162	Universal Input 7 Reading Bias		10K NTC Carel, 10K Type 2/3A1/NTC (Danfoss), 20K Type 6AI, 30K Type 6AI, 10K Type 3/G/4A1: Type: Signed, Scale:100, Unit: °C, Range: -327.68 - 327.67°C Type: Signed, Scale:100, Unit: °F, Range: -557.82 - 621.08 °F	W	0°C
162	40163	Universal Input 7 Linear Value Scale		0-10V, 4-20mA: Type: Unsigned, Scale:1000, Unit: No Unit, Range: 0.001, 0.01, 0.1, 1 or 10	W	N/A
163	40164	Universal Input 7 Minimum Voltage		0-10V, 4-20mA: Type: Unsigned, Scale:1000, Unit: Volt, Range: 0.00 - 65.535V	W	N/A
164	40165	Universal Input 7 Maximum Voltage		0-10V, 4-20mA: Type: Unsigned, Scale:1000, Unit: Volt, Range: 0.00 - 65.535V	W	N/A
165	40166	Universal Input 7 Minimum Linear Value		0-10V: Type: Signed, Scale: 1, Unit: Volt, Range: -32768 - 32767V 4-20mA: Type: Signed, Scale: 1, Unit: mA, Range: -32768 - 32767mA	W	N/A
166	40167	Universal Input 7 Maximum Linear Value		0-10V: Type: Signed, Scale: 1, Unit: Volt, Range: -32768 - 32767V 4-20mA: Type: Signed, Scale: 1, Unit: mA, Range: -32768 - 32767mA	W	N/A

Protocol Base	Holding Register	Description	Data Type	Units/Values	Writable	Default Value
167	40168	Universal Input 7 Linear Value Bias		0-10V: Type: Signed, Scale: 1, Unit: Volt, Range: -32768 - 32767V 4-20mA: Type: Signed, Scale: 1, Unit: mA, Range: -32768 - 32767mA	W	N/A
168	40169	Universal Input 8 Mode	Unsigned	1= 0-10V 2= 4-20mA 3= Dry Contact 4= 10K Type3/G/4A1 5= 10K Type2/3A1/NTC(Danfoss) 6= 10K NTC Carel 7= 20K Type6A1 8= 30K Type6A1	W	6
169	40170	Universal Input 8 Reading Bias		10K NTC Carel, 10K Type 2/3A1/NTC (Danfoss), 20K Type 6AI, 30K Type 6AI, 10K Type 3/G/4A1: Type: Signed, Scale:100, Unit: °C, Range: -327.68 - 327.67°C Type: Signed, Scale:100, Unit: °F, Range: -557.82 - 621.08 °F	W	0°C
170	40171	Universal Input 8 Linear Value Scale		0-10V, 4-20mA: Type: Unsigned, Scale:1000, Unit: No Unit, Range: 0.001, 0.01, 0.1, 1 or 10	W	N/A
171	40172	Universal Input 8 Minimum Voltage		0-10V, 4-20mA: Type: Unsigned, Scale:1000, Unit: Volt, Range: 0.00 - 65.535V	W	N/A
172	40173	Universal Input 8 Maximum Voltage		0-10V, 4-20mA: Type: Unsigned, Scale:1000, Unit: Volt, Range: 0.00 - 65.535V	W	N/A
173	40174	Universal Input 8 Minimum Linear Value		0-10V: Type: Signed, Scale: 1, Unit: Volt, Range: -32768 - 32767V 4-20mA: Type: Signed, Scale: 1, Unit: mA, Range: -32768 - 32767mA	W	N/A
174	40175	Universal Input 8 Maximum Linear Value		0-10V: Type: Signed, Scale: 1, Unit: Volt, Range: -32768 - 32767V 4-20mA: Type: Signed, Scale: 1, Unit: mA, Range: -32768 - 32767mA	W	N/A
175	40176	Universal Input 8 Linear Value Bias		0-10V: Type: Signed, Scale: 1, Unit: Volt, Range: -32768 - 32767V 4-20mA: Type: Signed, Scale: 1, Unit: mA, Range: -32768 - 32767mA	W	N/A
176	40177	Universal Input 9 Mode	Unsigned	1= 0-10V 2= 4-20mA 3= Dry Contact 4= 10K Type3/G/4A1 5= 10K Type2/3A1/NTC(Danfoss) 6= 10K NTC Carel 7= 20K Type6A1 8= 30K Type6A1	W	6
177	40178	Universal Input 9 Reading Bias		10K NTC Carel, 10K Type 2/3A1/NTC (Danfoss), 20K Type 6AI, 30K Type 6AI, 10K Type 3/G/4A1: Type: Signed, Scale:100, Unit: °C, Range: -327.68 - 327.67°C Type: Signed, Scale:100, Unit: °F, Range: -557.82 - 621.08 °F	W	0°C
178	40179	Universal Input 9 Linear Value Scale		0-10V, 4-20mA: Type: Unsigned, Scale:1000, Unit: No Unit, Range: 0.001, 0.01, 0.1, 1 or 10	W	N/A
179	40180	Universal Input 9 Minimum Voltage		0-10V, 4-20mA: Type: Unsigned, Scale:1000, Unit: Volt, Range: 0.00 - 65.535V	W	N/A
180	40181	Universal Input 9 Maximum Voltage		0-10V, 4-20mA: Type: Unsigned, Scale:1000, Unit: Volt, Range: 0.00 - 65.535V	W	N/A
181	40182	Universal Input 9 Minimum Linear Value		0-10V: Type: Signed, Scale: 1, Unit: Volt, Range: -32768 - 32767V 4-20mA: Type: Signed, Scale: 1, Unit: mA, Range: -32768 - 32767mA	W	N/A
182	40183	Universal Input 9 Maximum Linear Value		0-10V: Type: Signed, Scale: 1, Unit: Volt, Range: -32768 - 32767V 4-20mA: Type: Signed, Scale: 1, Unit: mA, Range: -32768 - 32767mA	W	N/A
183	40184	Universal Input 9 Linear Value Bias		0-10V: Type: Signed, Scale: 1, Unit: Volt, Range: -32768 - 32767V 4-20mA: Type: Signed, Scale: 1, Unit: mA, Range: -32768 - 32767mA	W	N/A

Protocol Base	Holding Register	Description	Data Type	Units/Values	Writable	Default Value
184	40185	Universal Input 10 Mode	Unsigned	1= 0-10V 2= 4-20mA 3= Dry Contact 4= 10K Type3/G/4A1 5= 10K Type2/3A1/NTC(Danfoss) 6= 10K NTC Carel 7= 20K Type6A1 8= 30K Type6A1	W	3
185	40186	Universal Input 10 Reading Bias		10K NTC Carel, 10K Type 2/3A1/NTC (Danfoss), 20K Type 6AI, 30K Type 6AI, 10K Type 3/G/4A1: Type: Signed, Scale:100, Unit: °C, Range: -327.68 - 327.67°C Type: Signed, Scale:100, Unit: °F, Range: -557.82 - 621.08 °F	W	N/A
186	40187	Universal Input 10 Linear Value Scale		0-10V, 4-20mA: Type: Unsigned, Scale:1000, Unit: No Unit, Range: 0.001, 0.01, 0.1, 1 or 10	W	N/A
187	40188	Universal Input 10 Minimum Voltage		0-10V, 4-20mA: Type: Unsigned, Scale:1000, Unit: Volt, Range: 0.00 - 65.535V	W	N/A
188	40189	Universal Input 10 Maximum Voltage		0-10V, 4-20mA: Type: Unsigned, Scale:1000, Unit: Volt, Range: 0.00 - 65.535V	W	N/A
189	40190	Universal Input 10 Minimum Linear Value		0-10V: Type: Signed, Scale: 1, Unit: Volt, Range: -32768 - 32767V 4-20mA: Type: Signed, Scale: 1, Unit: mA, Range: -32768 - 32767mA	W	N/A
190	40191	Universal Input 10 Maximum Linear Value		0-10V: Type: Signed, Scale: 1, Unit: Volt, Range: -32768 - 32767V 4-20mA: Type: Signed, Scale: 1, Unit: mA, Range: -32768 - 32767mA	W	N/A
191	40192	Universal Input 10 Linear Value Bias		0-10V: Type: Signed, Scale: 1, Unit: Volt, Range: -32768 - 32767V 4-20mA: Type: Signed, Scale: 1, Unit: mA, Range: -32768 - 32767mA	W	N/A
192	40193	Universal Input 11 Mode	Unsigned	1= 0-10V 2= 4-20mA 3= Dry Contact 4= 10K Type3/G/4A1 5= 10K Type2/3A1/NTC(Danfoss) 6= 10K NTC Carel 7= 20K Type6A1 8= 30K Type6A1	W	3
193	40194	Universal Input 11 Reading Bias		10K NTC Carel, 10K Type 2/3A1/NTC (Danfoss), 20K Type 6AI, 30K Type 6AI, 10K Type 3/G/4A1: Type: Signed, Scale:100, Unit: °C, Range: -327.68 - 327.67°C Type: Signed, Scale:100, Unit: °F, Range: -557.82 - 621.08 °F	W	N/A
194	40195	Universal Input 11 Linear Value Scale		0-10V, 4-20mA: Type: Unsigned, Scale:1000, Unit: No Unit, Range: 0.001, 0.01, 0.1, 1 or 10	W	N/A
195	40196	Universal Input 11 Minimum Voltage		0-10V, 4-20mA: Type: Unsigned, Scale:1000, Unit: Volt, Range: 0.00 - 65.535V	W	N/A
196	40197	Universal Input 11 Maximum Voltage		0-10V, 4-20mA: Type: Unsigned, Scale:1000, Unit: Volt, Range: 0.00 - 65.535V	W	N/A
197	40198	Universal Input 11 Minimum Linear Value		0-10V: Type: Signed, Scale: 1, Unit: Volt, Range: -32768 - 32767V 4-20mA: Type: Signed, Scale: 1, Unit: mA, Range: -32768 - 32767mA	W	N/A
198	40199	Universal Input 11 Maximum Linear Value		0-10V: Type: Signed, Scale: 1, Unit: Volt, Range: -32768 - 32767V 4-20mA: Type: Signed, Scale: 1, Unit: mA, Range: -32768 - 32767mA	W	N/A
199	40200	Universal Input 11 Linear Value Bias		0-10V: Type: Signed, Scale: 1, Unit: Volt, Range: -32768 - 32767V 4-20mA: Type: Signed, Scale: 1, Unit: mA, Range: -32768 - 32767mA	W	N/A

Protocol Base	Holding Register	Description	Data Type	Units/Values	Writable	Default Value
200	40201	Universal Input 12 Mode	Unsigned	1= 0-10V 2= 4-20mA 3= Dry Contact 4= 10K Type3/G/4A1 5= 10K Type2/3A1/NTC(Danfoss) 6= 10K NTC Carel 7= 20K Type6A1 8= 30K Type6A1	W	3
201	40202	Universal Input 12 Reading Bias		10K NTC Carel, 10K Type 2/3A1/NTC (Danfoss), 20K Type 6AI, 30K Type 6AI, 10K Type 3/G/4A1: Type: Signed, Scale:100, Unit: °C, Range: -327.68 - 327.67°C Type: Signed, Scale:100, Unit: °F, Range: -557.82 - 621.08 °F	W	N/A
202	40203	Universal Input 12 Linear Value Scale		0-10V, 4-20mA: Type: Unsigned, Scale:1000, Unit: No Unit, Range: 0.001, 0.01, 0.1, 1 or 10	W	N/A
203	40204	Universal Input 12 Minimum Voltage		0-10V, 4-20mA: Type: Unsigned, Scale:1000, Unit: Volt, Range: 0.00 - 65.535V	W	N/A
204	40205	Universal Input 12 Maximum Voltage		0-10V, 4-20mA: Type: Unsigned, Scale:1000, Unit: Volt, Range: 0.00 - 65.535V	W	N/A
205	40206	Universal Input 12 Minimum Linear Value		0-10V: Type: Signed, Scale: 1, Unit: Volt, Range: -32768 - 32767V 4-20mA: Type: Signed, Scale: 1, Unit: mA, Range: -32768 - 32767mA	W	N/A
206	40207	Universal Input 12 Maximum Linear Value		0-10V: Type: Signed, Scale: 1, Unit: Volt, Range: -32768 - 32767V 4-20mA: Type: Signed, Scale: 1, Unit: mA, Range: -32768 - 32767mA	W	N/A
207	40208	Universal Input 12 Linear Value Bias		0-10V: Type: Signed, Scale: 1, Unit: Volt, Range: -32768 - 32767V 4-20mA: Type: Signed, Scale: 1, Unit: mA, Range: -32768 - 32767mA	W	N/A
208	40209	Universal Input 13 Mode	Unsigned	1= 0-10V 2= 4-20mA 3= Dry Contact 4= 10K Type3/G/4A1 5= 10K Type2/3A1/NTC(Danfoss) 6= 10K NTC Carel 7= 20K Type6A1 8= 30K Type6A1	W	3
209	40210	Universal Input 13 Reading Bias		10K NTC Carel, 10K Type 2/3A1/NTC (Danfoss), 20K Type 6AI, 30K Type 6AI, 10K Type 3/G/4A1: Type: Signed, Scale:100, Unit: °C, Range: -327.68 - 327.67°C Type: Signed, Scale:100, Unit: °F, Range: -557.82 - 621.08 °F	W	N/A
210	40211	Universal Input 13 Linear Value Scale		0-10V, 4-20mA: Type: Unsigned, Scale:1000, Unit: No Unit, Range: 0.001, 0.01, 0.1, 1 or 10	W	N/A
211	40212	Universal Input 13 Minimum Voltage		0-10V, 4-20mA: Type: Unsigned, Scale:1000, Unit: Volt, Range: 0.00 - 65.535V	W	N/A
212	40213	Universal Input 13 Maximum Voltage		0-10V, 4-20mA: Type: Unsigned, Scale:1000, Unit: Volt, Range: 0.00 - 65.535V	W	N/A
213	40214	Universal Input 13 Minimum Linear Value		0-10V: Type: Signed, Scale: 1, Unit: Volt, Range: -32768 - 32767V 4-20mA: Type: Signed, Scale: 1, Unit: mA, Range: -32768 - 32767mA	W	N/A
214	40215	Universal Input 13 Maximum Linear Value		0-10V: Type: Signed, Scale: 1, Unit: Volt, Range: -32768 - 32767V 4-20mA: Type: Signed, Scale: 1, Unit: mA, Range: -32768 - 32767mA	W	N/A
215	40216	Universal Input 13 Linear Value Bias		0-10V: Type: Signed, Scale: 1, Unit: Volt, Range: -32768 - 32767V 4-20mA: Type: Signed, Scale: 1, Unit: mA, Range: -32768 - 32767mA	W	N/A

Protocol Base	Holding Register	Description	Data Type	Units/Values	Writable	Default Value
216	40217	Universal Input 14 Mode	Unsigned	1= 0-10V 2= 4-20mA 3= Dry Contact 4= 10K Type3/G/4A1 5= 10K Type2/3A1/NTC(Danfoss) 6= 10K NTC Carel 7= 20K Type6A1 8= 30K Type6A1	W	3
217	40218	Universal Input 14 Reading Bias		10K NTC Carel, 10K Type 2/3A1/NTC (Danfoss), 20K Type 6AI, 30K Type 6AI, 10K Type 3/G/4A1: Type: Signed, Scale:100, Unit: °C, Range: -327.68 - 327.67°C Type: Signed, Scale:100, Unit: °F, Range: -557.82 - 621.08 °F	W	N/A
218	40219	Universal Input 14 Linear Value Scale		0-10V, 4-20mA: Type: Unsigned, Scale:1000, Unit: No Unit, Range: 0.001, 0.01, 0.1, 1 or 10	W	N/A
219	40220	Universal Input 14 Minimum Voltage		0-10V, 4-20mA: Type: Unsigned, Scale:1000, Unit: Volt, Range: 0.00 - 65.535V	W	N/A
220	40221	Universal Input 14 Maximum Voltage		0-10V, 4-20mA: Type: Unsigned, Scale:1000, Unit: Volt, Range: 0.00 - 65.535V	W	N/A
221	40222	Universal Input 14 Minimum Linear Value		0-10V: Type: Signed, Scale: 1, Unit: Volt, Range: -32768 - 32767V 4-20mA: Type: Signed, Scale: 1, Unit: mA, Range: -32768 - 32767mA	W	N/A
222	40223	Universal Input 14 Maximum Linear Value		0-10V: Type: Signed, Scale: 1, Unit: Volt, Range: -32768 - 32767V 4-20mA: Type: Signed, Scale: 1, Unit: mA, Range: -32768 - 32767mA	W	N/A
223	40224	Universal Input 14 Linear Value Bias		0-10V: Type: Signed, Scale: 1, Unit: Volt, Range: -32768 - 32767V 4-20mA: Type: Signed, Scale: 1, Unit: mA, Range: -32768 - 32767mA	W	N/A
224	40225	Universal Input 15 Mode	Unsigned	1= 0-10V 2= 4-20mA 3= Dry Contact 4= 10K Type3/G/4A1 N/A	W	3
225	40226	Universal Input 15 Reading Bias		10K NTC Carel, 10K Type 2/3A1/NTC (Danfoss), 20K Type 6AI, 30K Type 6AI, 10K Type 3/G/4A1: Type: Signed, Scale:100, Unit: °C, Range: -327.68 - 327.67°C Type: Signed, Scale:100, Unit: °F, Range: -557.82 - 621.08 °F	W	N/A
226	40227	Universal Input 15 Linear Value Scale		0-10V, 4-20mA: Type: Unsigned, Scale:1000, Unit: No Unit, Range: 0.001, 0.01, 0.1, 1 or 10	W	1
227	40228	Universal Input 15 Minimum Voltage		0-10V, 4-20mA: Type: Unsigned, Scale:1000, Unit: Volt, Range: 0.00 - 65.535V	W	N/A
228	40229	Universal Input 15 Maximum Voltage		0-10V, 4-20mA: Type: Unsigned, Scale:1000, Unit: Volt, Range: 0.00 - 65.535V	W	N/A
229	40230	Universal Input 15 Minimum Linear Value		0-10V: Type: Signed, Scale: 1, Unit: Volt, Range: -32768 - 32767V 4-20mA: Type: Signed, Scale: 1, Unit: mA, Range: -32768 - 32767mA	W	N/A
230	40231	Universal Input 15 Maximum Linear Value		0-10V: Type: Signed, Scale: 1, Unit: Volt, Range: -32768 - 32767V 4-20mA: Type: Signed, Scale: 1, Unit: mA, Range: -32768 - 32767mA	W	N/A
231	40232	Universal Input 15 Linear Value Bias		0-10V: Type: Signed, Scale: 1, Unit: Volt, Range: -32768 - 32767V 4-20mA: Type: Signed, Scale: 1, Unit: mA, Range: -32768 - 32767mA	W	N/A

Protocol Base	Holding Register	Description	Data Type	Units/Values	Writable	Default Value
232	40233	Universal Input 16 Mode	Unsigned	1= 0-10V 2= 4-20mA 3= Dry Contact 4= 10K Type3/G/4A1 5= 10K Type2/3A1/NTC(Danfoss) 6= 10K NTC Carel 7= 20K Type6A1 8= 30K Type6A1	W	3
233	40234	Universal Input 16 Reading Bias		10K NTC Carel, 10K Type 2/3A1/NTC (Danfoss), 20K Type 6AI, 30K Type 6AI, 10K Type 3/G/4A1: Type: Signed, Scale:100, Unit: °C, Range: -327.68 - 327.67°C Type: Signed, Scale:100, Unit: °F, Range: -557.82 - 621.08 °F	W	N/A
234	40235	Universal Input 16 Linear Value Scale		0-10V, 4-20mA: Type: Unsigned, Scale:1000, Unit: No Unit, Range: 0.001, 0.01, 0.1, 1 or 10	W	N/A
235	40236	Universal Input 16 Minimum Voltage		0-10V, 4-20mA: Type: Unsigned, Scale:1000, Unit: Volt, Range: 0.00 - 65.535V	W	N/A
236	40237	Universal Input 16 Maximum Voltage		0-10V, 4-20mA: Type: Unsigned, Scale:1000, Unit: Volt, Range: 0.00 - 65.535V	W	N/A
237	40238	Universal Input 16 Minimum Linear Value		0-10V: Type: Signed, Scale: 1, Unit: Volt, Range: -32768 - 32767V 4-20mA: Type: Signed, Scale: 1, Unit: mA, Range: -32768 - 32767mA	W	N/A
238	40239	Universal Input 16 Maximum Linear Value		0-10V: Type: Signed, Scale: 1, Unit: Volt, Range: -32768 - 32767V 4-20mA: Type: Signed, Scale: 1, Unit: mA, Range: -32768 - 32767mA	W	N/A
239	40240	Universal Input 16 Linear Value Bias		0-10V: Type: Signed, Scale: 1, Unit: Volt, Range: -32768 - 32767V 4-20mA: Type: Signed, Scale: 1, Unit: mA, Range: -32768 - 32767mA	W	N/A
240	40241	Universal Input 17 Mode	Unsigned	1= 0-10V 2= 4-20mA 3= Dry Contact 4= 10K Type3/G/4A1 5= 10K Type2/3A1/NTC(Danfoss) 6= 10K NTC Carel 7= 20K Type6A1 8= 30K Type6A1	W	3
241	40242	Universal Input 17 Reading Bias		10K NTC Carel, 10K Type 2/3A1/NTC (Danfoss), 20K Type 6AI, 30K Type 6AI, 10K Type 3/G/4A1: Type: Signed, Scale:100, Unit: °C, Range: -327.68 - 327.67°C Type: Signed, Scale:100, Unit: °F, Range: -557.82 - 621.08 °F	W	N/A
242	40243	Universal Input 17 Linear Value Scale		0-10V, 4-20mA: Type: Unsigned, Scale:1000, Unit: No Unit, Range: 0.001, 0.01, 0.1, 1 or 10	W	N/A
243	40244	Universal Input 17 Minimum Voltage		0-10V, 4-20mA: Type: Unsigned, Scale:1000, Unit: Volt, Range: 0.00 - 65.535V	W	N/A
244	40245	Universal Input 17 Maximum Voltage		0-10V, 4-20mA: Type: Unsigned, Scale:1000, Unit: Volt, Range: 0.00 - 65.535V	W	N/A
245	40246	Universal Input 17 Minimum Linear Value		0-10V: Type: Signed, Scale: 1, Unit: Volt, Range: -32768 - 32767V 4-20mA: Type: Signed, Scale: 1, Unit: mA, Range: -32768 - 32767mA	W	N/A
246	40247	Universal Input 17 Maximum Linear Value		0-10V: Type: Signed, Scale: 1, Unit: Volt, Range: -32768 - 32767V 4-20mA: Type: Signed, Scale: 1, Unit: mA, Range: -32768 - 32767mA	W	N/A
247	40248	Universal Input 17 Linear Value Bias		0-10V: Type: Signed, Scale: 1, Unit: Volt, Range: -32768 - 32767V 4-20mA: Type: Signed, Scale: 1, Unit: mA, Range: -32768 - 32767mA	W	N/A

Protocol Base	Holding Register	Description	Data Type	Units/Values	Writable	Default Value
248	40249	Universal Input 18 Mode	Unsigned	1= 0-10V 2= 4-20mA 3= Dry Contact 4= 10K Type3/G/4A1 5= 10K Type2/3A1/NTC(Danfoss) 6= 10K NTC Carel 7= 20K Type6A1 8= 30K Type6A1	W	2
249	40250	Universal Input 18 Reading Bias		10K NTC Carel, 10K Type 2/3A1/NTC (Danfoss), 20K Type 6AI, 30K Type 6AI, 10K Type 3/G/4A1: Type: Signed, Scale:100, Unit: °C, Range: -327.68 - 327.67°C Type: Signed, Scale:100, Unit: °F, Range: -557.82 - 621.08 °F	W	N/A
250	40251	Universal Input 18 Linear Value Scale		0-10V, 4-20mA: Type: Unsigned, Scale:1000, Unit: No Unit, Range: 0.001, 0.01, 0.1, 1 or 10	W	1
251	40252	Universal Input 18 Minimum Voltage		0-10V, 4-20mA: Type: Unsigned, Scale:1000, Unit: Volt, Range: 0.00 - 65.535V	W	0V
252	40253	Universal Input 18 Maximum Voltage		0-10V, 4-20mA: Type: Unsigned, Scale:1000, Unit: Volt, Range: 0.00 - 65.535V	W	20V
253	40254	Universal Input 18 Minimum Linear Value		0-10V: Type: Signed, Scale: 1, Unit: Volt, Range: -32768 - 32767V 4-20mA: Type: Signed, Scale: 1, Unit: mA, Range: -32768 - 32767mA	W	0mA
254	40255	Universal Input 18 Maximum Linear Value		0-10V: Type: Signed, Scale: 1, Unit: Volt, Range: -32768 - 32767V 4-20mA: Type: Signed, Scale: 1, Unit: mA, Range: -32768 - 32767mA	W	100mA
255	40256	Universal Input 18 Linear Value Bias		0-10V: Type: Signed, Scale: 1, Unit: Volt, Range: -32768 - 32767V 4-20mA: Type: Signed, Scale: 1, Unit: mA, Range: -32768 - 32767mA	W	0mA
256	40257	Universal Input 19 Mode	Unsigned	1= 0-10V 2= 4-20mA 3= Dry Contact 4= 10K Type3/G/4A1 5= 10K Type2/3A1/NTC(Danfoss) 6= 10K NTC Carel 7= 20K Type6A1 8= 30K Type6A1	W	2
257	40258	Universal Input 19 Reading Bias		10K NTC Carel, 10K Type 2/3A1/NTC (Danfoss), 20K Type 6AI, 30K Type 6AI, 10K Type 3/G/4A1: Type: Signed, Scale:100, Unit: °C, Range: -327.68 - 327.67°C Type: Signed, Scale:100, Unit: °F, Range: -557.82 - 621.08 °F	W	N/A
258	40259	Universal Input 19 Linear Value Scale		0-10V, 4-20mA: Type: Unsigned, Scale:1000, Unit: No Unit, Range: 0.001, 0.01, 0.1, 1 or 10	W	1
259	40260	Universal Input 19 Minimum Voltage		0-10V, 4-20mA: Type: Unsigned, Scale:1000, Unit: Volt, Range: 0.00 - 65.535V	W	0V
260	40261	Universal Input 19 Maximum Voltage		0-10V, 4-20mA: Type: Unsigned, Scale:1000, Unit: Volt, Range: 0.00 - 65.535V	W	20V
261	40262	Universal Input 19 Minimum Linear Value		0-10V: Type: Signed, Scale: 1, Unit: Volt, Range: -32768 - 32767V 4-20mA: Type: Signed, Scale: 1, Unit: mA, Range: -32768 - 32767mA	W	0mA
262	40263	Universal Input 19 Maximum Linear Value		0-10V: Type: Signed, Scale: 1, Unit: Volt, Range: -32768 - 32767V 4-20mA: Type: Signed, Scale: 1, Unit: mA, Range: -32768 - 32767mA	W	100mA
263	40264	Universal Input 19 Linear Value Bias		0-10V: Type: Signed, Scale: 1, Unit: Volt, Range: -32768 - 32767V 4-20mA: Type: Signed, Scale: 1, Unit: mA, Range: -32768 - 32767mA	W	0mA

Protocol Base	Holding Register	Description	Data Type	Units/Values	Writable	Default Value
264	40265	Universal Input 20 Mode	Unsigned	1= 0-10V 2= 4-20mA 3= Dry Contact 4= 10K Type3/G/4A1 5= 10K Type2/3A1/NTC(Danfoss) 6= 10K NTC Carel 7= 20K Type6A1 8= 30K Type6A1	W	2
265	40266	Universal Input 20 Reading Bias	10K NTC Carel, 10K Type 2/3A1/NTC (Danfoss), 20K Type 6AI, 30K Type 6AI, 10K Type 3/G/4A1: Type: Signed, Scale:100, Unit: °C, Range: -327.68 - 327.67°C Type: Signed, Scale:100, Unit: °F, Range: -557.82 - 621.08 °F		W	N/A
266	40267	Universal Input 20 Linear Value Scale	0-10V, 4-20mA: Type: Unsigned, Scale:1000, Unit: No Unit, Range: 0.001, 0.01, 0.1, 1 or 10		W	1
267	40268	Universal Input 20 Minimum Voltage	0-10V, 4-20mA: Type: Unsigned, Scale:1000, Unit: Volt, Range: 0.00 - 65.535V		W	0V
268	40269	Universal Input 20 Maximum Voltage	0-10V, 4-20mA: Type: Unsigned, Scale:1000, Unit: Volt, Range: 0.00 - 65.535V		W	20V
269	40270	Universal Input 20 Minimum Linear Value	0-10V: Type: Signed, Scale: 1, Unit: Volt, Range: -32768 - 32767V 4-20mA: Type: Signed, Scale: 1, Unit: mA, Range: -32768 - 32767mA		W	0mA
270	40271	Universal Input 20 Maximum Linear Value	0-10V: Type: Signed, Scale: 1, Unit: Volt, Range: -32768 - 32767V 4-20mA: Type: Signed, Scale: 1, Unit: mA, Range: -32768 - 32767mA		W	100mA
271	40272	Universal Input 20 Linear Value Bias	0-10V: Type: Signed, Scale: 1, Unit: Volt, Range: -32768 - 32767V 4-20mA: Type: Signed, Scale: 1, Unit: mA, Range: -32768 - 32767mA		W	0mA
272	40273	Universal Input 21 Mode	Unsigned	1= 0-10V 2= 4-20mA 3= Dry Contact 4= 10K Type3/G/4A1 5= 10K Type2/3A1/NTC(Danfoss) 6= 10K NTC Carel 7= 20K Type6A1 8= 30K Type6A1	W	2
273	40274	Universal Input 21 Reading Bias	10K NTC Carel, 10K Type 2/3A1/NTC (Danfoss), 20K Type 6AI, 30K Type 6AI, 10K Type 3/G/4A1: Type: Signed, Scale:100, Unit: °C, Range: -327.68 - 327.67°C Type: Signed, Scale:100, Unit: °F, Range: -557.82 - 621.08 °F		W	N/A
274	40275	Universal Input 21 Linear Value Scale	0-10V, 4-20mA: Type: Unsigned, Scale:1000, Unit: No Unit, Range: 0.001, 0.01, 0.1, 1 or 10		W	1
275	40276	Universal Input 21 Minimum Voltage	0-10V, 4-20mA: Type: Unsigned, Scale:1000, Unit: Volt, Range: 0.00 - 65.535V		W	0V
276	40277	Universal Input 21 Maximum Voltage	0-10V, 4-20mA: Type: Unsigned, Scale:1000, Unit: Volt, Range: 0.00 - 65.535V		W	20V
277	40278	Universal Input 21 Minimum Linear Value	0-10V: Type: Signed, Scale: 1, Unit: Volt, Range: -32768 - 32767V 4-20mA: Type: Signed, Scale: 1, Unit: mA, Range: -32768 - 32767mA		W	0mA
278	40279	Universal Input 21 Maximum Linear Value	0-10V: Type: Signed, Scale: 1, Unit: Volt, Range: -32768 - 32767V 4-20mA: Type: Signed, Scale: 1, Unit: mA, Range: -32768 - 32767mA		W	100mA
279	40280	Universal Input 21 Linear Value Bias	0-10V: Type: Signed, Scale: 1, Unit: Volt, Range: -32768 - 32767V 4-20mA: Type: Signed, Scale: 1, Unit: mA, Range: -32768 - 32767mA		W	0mA

Protocol Base	Holding Register	Description	Data Type	Units/Values	Writable	Default Value
280	40281	Universal Input 22 Mode	Unsigned	1= 0-10V 2= 4-20mA 3= Dry Contact 4= 10K Type3/G/4A1 5= 10K Type2/3A1/NTC(Danfoss) 6= 10K NTC Carel 7= 20K Type6A1 8= 30K Type6A1	W	2
281	40282	Universal Input 22 Reading Bias		10K NTC Carel, 10K Type 2/3A1/NTC (Danfoss), 20K Type 6AI, 30K Type 6AI, 10K Type 3/G/4A1: Type: Signed, Scale:100, Unit: °C, Range: -327.68 - 327.67°C Type: Signed, Scale:100, Unit: °F, Range: -557.82 - 621.08 °F	W	N/A
282	40283	Universal Input 22 Linear Value Scale		0-10V, 4-20mA: Type: Unsigned, Scale:1000, Unit: No Unit, Range: 0.001, 0.01, 0.1, 1 or 10	W	1
283	40284	Universal Input 22 Minimum Voltage		0-10V, 4-20mA: Type: Unsigned, Scale:1000, Unit: Volt, Range: 0.00 - 65.535V	W	0V
284	40285	Universal Input 22 Maximum Voltage		0-10V, 4-20mA: Type: Unsigned, Scale:1000, Unit: Volt, Range: 0.00 - 65.535V	W	20V
285	40286	Universal Input 22 Minimum Linear Value		0-10V: Type: Signed, Scale: 1, Unit: Volt, Range: -32768 - 32767V 4-20mA: Type: Signed, Scale: 1, Unit: mA, Range: -32768 - 32767mA	W	0mA
286	40287	Universal Input 22 Maximum Linear Value		0-10V: Type: Signed, Scale: 1, Unit: Volt, Range: -32768 - 32767V 4-20mA: Type: Signed, Scale: 1, Unit: mA, Range: -32768 - 32767mA	W	100mA
287	40288	Universal Input 22 Linear Value Bias		0-10V: Type: Signed, Scale: 1, Unit: Volt, Range: -32768 - 32767V 4-20mA: Type: Signed, Scale: 1, Unit: mA, Range: -32768 - 32767mA	W	0mA
288	40289	Universal Input 23 Mode	Unsigned	1= 0-10V 2= 4-20mA 3= Dry Contact 4= 10K Type3/G/4A1 5= 10K Type2/3A1/NTC(Danfoss) 6= 10K NTC Carel 7= 20K Type6A1 8= 30K Type6A1	W	2
289	40290	Universal Input 23 Reading Bias		10K NTC Carel, 10K Type 2/3A1/NTC (Danfoss), 20K Type 6AI, 30K Type 6AI, 10K Type 3/G/4A1: Type: Signed, Scale:100, Unit: °C, Range: -327.68 - 327.67°C Type: Signed, Scale:100, Unit: °F, Range: -557.82 - 621.08 °F	W	N/A
290	40291	Universal Input 23 Linear Value Scale		0-10V, 4-20mA: Type: Unsigned, Scale:1000, Unit: No Unit, Range: 0.001, 0.01, 0.1, 1 or 10	W	1
291	40292	Universal Input 23 Minimum Voltage		0-10V, 4-20mA: Type: Unsigned, Scale:1000, Unit: Volt, Range: 0.00 - 65.535V	W	0V
292	40293	Universal Input 23 Maximum Voltage		0-10V, 4-20mA: Type: Unsigned, Scale:1000, Unit: Volt, Range: 0.00 - 65.535V	W	20V
293	40294	Universal Input 23 Minimum Linear Value		0-10V: Type: Signed, Scale: 1, Unit: Volt, Range: -32768 - 32767V 4-20mA: Type: Signed, Scale: 1, Unit: mA, Range: -32768 - 32767mA	W	0mA
294	40295	Universal Input 23 Maximum Linear Value		0-10V: Type: Signed, Scale: 1, Unit: Volt, Range: -32768 - 32767V 4-20mA: Type: Signed, Scale: 1, Unit: mA, Range: -32768 - 32767mA	W	100mA
295	40296	Universal Input 23 Linear Value Bias		0-10V: Type: Signed, Scale: 1, Unit: Volt, Range: -32768 - 32767V 4-20mA: Type: Signed, Scale: 1, Unit: mA, Range: -32768 - 32767mA	W	0mA

Protocol Base	Holding Register	Description	Data Type	Units/Values	Writable	Default Value
296	40297	Universal Input 24 Mode	Unsigned	1= 0-10V 2= 4-20mA 3= Dry Contact 4= 10K Type3/G/4A1 5= 10K Type2/3A1/NTC(Danfoss) 6= 10K NTC Carel 7= 20K Type6A1 8= 30K Type6A1	W	2
297	40298	Universal Input 24 Reading Bias		10K NTC Carel, 10K Type 2/3A1/NTC (Danfoss), 20K Type 6AI, 30K Type 6AI, 10K Type 3/G/4A1: Type: Signed, Scale:100, Unit: °C, Range: -327.68 - 327.67°C Type: Signed, Scale:100, Unit: °F, Range: -557.82 - 621.08 °F	W	N/A
298	40299	Universal Input 24 Linear Value Scale		0-10V, 4-20mA: Type: Unsigned, Scale:1000, Unit: No Unit, Range: 0.001, 0.01, 0.1, 1 or 10	W	1
299	40300	Universal Input 24 Minimum Voltage		0-10V, 4-20mA: Type: Unsigned, Scale:1000, Unit: Volt, Range: 0.00 - 65.535V	W	0V
300	40301	Universal Input 24 Maximum Voltage		0-10V, 4-20mA: Type: Unsigned, Scale:1000, Unit: Volt, Range: 0.00 - 65.535V	W	20V
301	40302	Universal Input 24 Minimum Linear Value		0-10V: Type: Signed, Scale: 1, Unit: Volt, Range: -32768 - 32767V 4-20mA: Type: Signed, Scale: 1, Unit: mA, Range: -32768 - 32767mA	W	0mA
302	40303	Universal Input 24 Maximum Linear Value		0-10V: Type: Signed, Scale: 1, Unit: Volt, Range: -32768 - 32767V 4-20mA: Type: Signed, Scale: 1, Unit: mA, Range: -32768 - 32767mA	W	100mA
303	40304	Universal Input 24 Linear Value Bias		0-10V: Type: Signed, Scale: 1, Unit: Volt, Range: -32768 - 32767V 4-20mA: Type: Signed, Scale: 1, Unit: mA, Range: -32768 - 32767mA	W	0mA
304	40305	Universal Input 25 Mode	Unsigned	1= 0-10V 2= 4-20mA 3= Dry Contact 4= 10K Type3/G/4A1 5= 10K Type2/3A1/NTC(Danfoss) 6= 10K NTC Carel 7= 20K Type6A1 8= 30K Type6A1	W	2
305	40306	Universal Input 25 Reading Bias		10K NTC Carel, 10K Type 2/3A1/NTC (Danfoss), 20K Type 6AI, 30K Type 6AI, 10K Type 3/G/4A1: Type: Signed, Scale:100, Unit: °C, Range: -327.68 - 327.67°C Type: Signed, Scale:100, Unit: °F, Range: -557.82 - 621.08 °F	W	N/A
306	40307	Universal Input 25 Linear Value Scale		0-10V, 4-20mA: Type: Unsigned, Scale:1000, Unit: No Unit, Range: 0.001, 0.01, 0.1, 1 or 10	W	1
307	40308	Universal Input 25 Minimum Voltage		0-10V, 4-20mA: Type: Unsigned, Scale:1000, Unit: Volt, Range: 0.00 - 65.535V	W	0V
308	40309	Universal Input 25 Maximum Voltage		0-10V, 4-20mA: Type: Unsigned, Scale:1000, Unit: Volt, Range: 0.00 - 65.535V	W	20V
309	40310	Universal Input 25 Minimum Linear Value		0-10V: Type: Signed, Scale: 1, Unit: Volt, Range: -32768 - 32767V 4-20mA: Type: Signed, Scale: 1, Unit: mA, Range: -32768 - 32767mA	W	0mA
310	40311	Universal Input 25 Maximum Linear Value		0-10V: Type: Signed, Scale: 1, Unit: Volt, Range: -32768 - 32767V 4-20mA: Type: Signed, Scale: 1, Unit: mA, Range: -32768 - 32767mA	W	100mA
311	40312	Universal Input 25 Linear Value Bias		0-10V: Type: Signed, Scale: 1, Unit: Volt, Range: -32768 - 32767V 4-20mA: Type: Signed, Scale: 1, Unit: mA, Range: -32768 - 32767mA	W	0mA

Protocol Base	Holding Register	Description	Data Type	Units/Values	Writable	Default Value
312	40313	Universal Input 26 Mode	Unsigned	1= 0-10V 2= 4-20mA 3= Dry Contact 4= 10K Type3/G/4A1 5= 10K Type2/3A1/NTC(Danfoss) 6= 10K NTC Carel 7= 20K Type6A1 8= 30K Type6A1	W	2
313	40314	Universal Input 26 Reading Bias		10K NTC Carel, 10K Type 2/3A1/NTC (Danfoss), 20K Type 6AI, 30K Type 6AI, 10K Type 3/G/4A1: Type: Signed, Scale:100, Unit: °C, Range: -327.68 - 327.67°C Type: Signed, Scale:100, Unit: °F, Range: -557.82 - 621.08 °F	W	N/A
314	40315	Universal Input 26 Linear Value Scale		0-10V, 4-20mA: Type: Unsigned, Scale:1000, Unit: No Unit, Range: 0.001, 0.01, 0.1, 1 or 10	W	1
315	40316	Universal Input 26 Minimum Voltage		0-10V, 4-20mA: Type: Unsigned, Scale:1000, Unit: Volt, Range: 0.00 - 65.535V	W	0V
316	40317	Universal Input 26 Maximum Voltage		0-10V, 4-20mA: Type: Unsigned, Scale:1000, Unit: Volt, Range: 0.00 - 65.535V	W	20V
317	40318	Universal Input 26 Minimum Linear Value		0-10V: Type: Signed, Scale: 1, Unit: Volt, Range: -32768 - 32767V 4-20mA: Type: Signed, Scale: 1, Unit: mA, Range: -32768 - 32767mA	W	0mA
318	40319	Universal Input 26 Maximum Linear Value		0-10V: Type: Signed, Scale: 1, Unit: Volt, Range: -32768 - 32767V 4-20mA: Type: Signed, Scale: 1, Unit: mA, Range: -32768 - 32767mA	W	100mA
319	40320	Universal Input 26 Linear Value Bias		0-10V: Type: Signed, Scale: 1, Unit: Volt, Range: -32768 - 32767V 4-20mA: Type: Signed, Scale: 1, Unit: mA, Range: -32768 - 32767mA	W	0mA
320	40321	Universal Input 27 Mode	Unsigned	1= 0-10V 2= 4-20mA 3= Dry Contact 4= 10K Type3/G/4A1 5= 10K Type2/3A1/NTC(Danfoss) 6= 10K NTC Carel 7= 20K Type6A1 8= 30K Type6A1	W	2
321	40322	Universal Input 27 Reading Bias		10K NTC Carel, 10K Type 2/3A1/NTC (Danfoss), 20K Type 6AI, 30K Type 6AI, 10K Type 3/G/4A1: Type: Signed, Scale:100, Unit: °C, Range: -327.68 - 327.67°C Type: Signed, Scale:100, Unit: °F, Range: -557.82 - 621.08 °F	W	N/A
322	40323	Universal Input 27 Linear Value Scale		0-10V, 4-20mA: Type: Unsigned, Scale:1000, Unit: No Unit, Range: 0.001, 0.01, 0.1, 1 or 10	W	1
323	40324	Universal Input 27 Minimum Voltage		0-10V, 4-20mA: Type: Unsigned, Scale:1000, Unit: Volt, Range: 0.00 - 65.535V	W	0V
324	40325	Universal Input 27 Maximum Voltage		0-10V, 4-20mA: Type: Unsigned, Scale:1000, Unit: Volt, Range: 0.00 - 65.535V	W	20V
325	40326	Universal Input 27 Minimum Linear Value		0-10V: Type: Signed, Scale: 1, Unit: Volt, Range: -32768 - 32767V 4-20mA: Type: Signed, Scale: 1, Unit: mA, Range: -32768 - 32767mA	W	0mA
326	40327	Universal Input 27 Maximum Linear Value		0-10V: Type: Signed, Scale: 1, Unit: Volt, Range: -32768 - 32767V 4-20mA: Type: Signed, Scale: 1, Unit: mA, Range: -32768 - 32767mA	W	100mA
327	40328	Universal Input 27 Linear Value Bias		0-10V: Type: Signed, Scale: 1, Unit: Volt, Range: -32768 - 32767V 4-20mA: Type: Signed, Scale: 1, Unit: mA, Range: -32768 - 32767mA	W	0mA

Protocol Base	Holding Register	Description	Data Type	Units/Values	Writable	Default Value
328	40329	Universal Input 28 Mode	Unsigned	1= 0-10V 2= 4-20mA 3= Dry Contact 4= 10K Type3/G/4A1 5= 10K Type2/3A1/NTC(Danfoss) 6= 10K NTC Carel 7= 20K Type6A1 8= 30K Type6A1	W	2
329	40330	Universal Input 28 Reading Bias		10K NTC Carel, 10K Type 2/3A1/NTC (Danfoss), 20K Type 6AI, 30K Type 6AI, 10K Type 3/G/4A1: Type: Signed, Scale:100, Unit: °C, Range: -327.68 - 327.67°C Type: Signed, Scale:100, Unit: °F, Range: -557.82 - 621.08 °F	W	N/A
330	40331	Universal Input 28 Linear Value Scale		0-10V, 4-20mA: Type: Unsigned, Scale:1000, Unit: No Unit, Range: 0.001, 0.01, 0.1, 1 or 10	W	1
331	40332	Universal Input 28 Minimum Voltage		0-10V, 4-20mA: Type: Unsigned, Scale:1000, Unit: Volt, Range: 0.00 - 65.535V	W	0V
332	40333	Universal Input 28 Maximum Voltage		0-10V, 4-20mA: Type: Unsigned, Scale:1000, Unit: Volt, Range: 0.00 - 65.535V	W	20V
333	40334	Universal Input 28 Minimum Linear Value		0-10V: Type: Signed, Scale: 1, Unit: Volt, Range: -32768 - 32767V 4-20mA: Type: Signed, Scale: 1, Unit: mA, Range: -32768 - 32767mA	W	0mA
334	40335	Universal Input 28 Maximum Linear Value		0-10V: Type: Signed, Scale: 1, Unit: Volt, Range: -32768 - 32767V 4-20mA: Type: Signed, Scale: 1, Unit: mA, Range: -32768 - 32767mA	W	100mA
335	40336	Universal Input 28 Linear Value Bias		0-10V: Type: Signed, Scale: 1, Unit: Volt, Range: -32768 - 32767V 4-20mA: Type: Signed, Scale: 1, Unit: mA, Range: -32768 - 32767mA	W	0mA
336	40337	Universal Input 29 Mode	Unsigned	1= 0-10V 2= 4-20mA 3= Dry Contact 4= 10K Type3/G/4A1 5= 10K Type2/3A1/NTC(Danfoss) 6= 10K NTC Carel 7= 20K Type6A1 8= 30K Type6A1	W	2
337	40338	Universal Input 29 Reading Bias		10K NTC Carel, 10K Type 2/3A1/NTC (Danfoss), 20K Type 6AI, 30K Type 6AI, 10K Type 3/G/4A1: Type: Signed, Scale:100, Unit: °C, Range: -327.68 - 327.67°C Type: Signed, Scale:100, Unit: °F, Range: -557.82 - 621.08 °F	W	N/A
338	40339	Universal Input 29 Linear Value Scale		0-10V, 4-20mA: Type: Unsigned, Scale:1000, Unit: No Unit, Range: 0.001, 0.01, 0.1, 1 or 10	W	1
339	40340	Universal Input 29 Minimum Voltage		0-10V, 4-20mA: Type: Unsigned, Scale:1000, Unit: Volt, Range: 0.00 - 65.535V	W	0V
340	40341	Universal Input 29 Maximum Voltage		0-10V, 4-20mA: Type: Unsigned, Scale:1000, Unit: Volt, Range: 0.00 - 65.535V	W	20V
341	40342	Universal Input 29 Minimum Linear Value		0-10V: Type: Signed, Scale: 1, Unit: Volt, Range: -32768 - 32767V 4-20mA: Type: Signed, Scale: 1, Unit: mA, Range: -32768 - 32767mA	W	0mA
342	40343	Universal Input 29 Maximum Linear Value		0-10V: Type: Signed, Scale: 1, Unit: Volt, Range: -32768 - 32767V 4-20mA: Type: Signed, Scale: 1, Unit: mA, Range: -32768 - 32767mA	W	100mA
343	40344	Universal Input 29 Linear Value Bias		0-10V: Type: Signed, Scale: 1, Unit: Volt, Range: -32768 - 32767V 4-20mA: Type: Signed, Scale: 1, Unit: mA, Range: -32768 - 32767mA	W	0mA

Protocol Base	Holding Register	Description	Data Type	Units/Values	Writable	Default Value
344	40345	Universal Input 30 Mode	Unsigned	1= 0-10V 2= 4-20mA 3= Dry Contact 4= 10K Type3/G/4A1 5= 10K Type2/3A1/NTC(Danfoss) 6= 10K NTC Carel 7= 20K Type6A1 8= 30K Type6A1	W	2
345	40346	Universal Input 30 Reading Bias		10K NTC Carel, 10K Type 2/3A1/NTC (Danfoss), 20K Type 6AI, 30K Type 6AI, 10K Type 3/G/4A1: Type: Signed, Scale:100, Unit: °C, Range: -327.68 - 327.67°C Type: Signed, Scale:100, Unit: °F, Range: -557.82 - 621.08 °F	W	N/A
346	40347	Universal Input 30 Linear Value Scale		0-10V, 4-20mA: Type: Unsigned, Scale:1000, Unit: No Unit, Range: 0.001, 0.01, 0.1, 1 or 10	W	1
347	40348	Universal Input 30 Minimum Voltage		0-10V, 4-20mA: Type: Unsigned, Scale:1000, Unit: Volt, Range: 0.00 - 65.535V	W	0V
348	40349	Universal Input 30 Maximum Voltage		0-10V, 4-20mA: Type: Unsigned, Scale:1000, Unit: Volt, Range: 0.00 - 65.535V	W	20V
349	40350	Universal Input 30 Minimum Linear Value		0-10V: Type: Signed, Scale: 1, Unit: Volt, Range: -32768 - 32767V 4-20mA: Type: Signed, Scale: 1, Unit: mA, Range: -32768 - 32767mA	W	0mA
350	40351	Universal Input 30 Maximum Linear Value		0-10V: Type: Signed, Scale: 1, Unit: Volt, Range: -32768 - 32767V 4-20mA: Type: Signed, Scale: 1, Unit: mA, Range: -32768 - 32767mA	W	100mA
351	40352	Universal Input 30 Linear Value Bias		0-10V: Type: Signed, Scale: 1, Unit: Volt, Range: -32768 - 32767V 4-20mA: Type: Signed, Scale: 1, Unit: mA, Range: -32768 - 32767mA	W	0mA
352	40353	Failsafe Timeout	Unsigned Scale 1	Unit: Seconds (sec), Range: 0 sec to 65535 sec, Value x 1 (e.g. 2 sec = 2)	W	60
353	40354	Analog Output 1 Failsafe Mode	Unsigned	1 = Last State 2 = Preset	W	2
354	40355	Analog Output 1 Preset	Unsigned Scale 1000	Unit: Volt (V), Range: 0V to 10V, Value x 1000 (e.g. 2V = 2000)	W	0V
355	40356	Analog Output 2 Failsafe Mode	Unsigned	1 = Last State 2 = Preset	W	2
356	40357	Analog Output 2 Preset	Unsigned Scale 1000	Unit: Volt (V), Range: 0V to 10V, Value x 1000 (e.g. 2V = 2000)	W	0V
357	40358	Analog Output 3 Failsafe Mode	Unsigned	1 = Last State 2 = Preset	W	2
358	40359	Analog Output 3 Preset	Unsigned Scale 1000	Unit: Volt (V), Range: 0V to 10V, Value x 1000 (e.g. 2V = 2000)	W	0V
359	40360	Analog Output 4 Failsafe Mode	Unsigned	1 = Last State 2 = Preset	W	2
360	40361	Analog Output 4 Preset	Unsigned Scale 1000	Unit: Volt (V), Range: 0V to 10V, Value x 1000 (e.g. 2V = 2000)	W	0V
361	40362	Analog Output 5 Failsafe Mode***	Unsigned	1 = Last State 2 = Preset	W	2
362	40363	Analog Output 5 Preset***	Unsigned Scale 1000	Unit: Volt (V), Range: 0V to 10V, Value x 1000 (e.g. 2V = 2000)	W	0V
363	40364	Analog Output 6 Failsafe Mode***	Unsigned	1 = Last State 2 = Preset	W	2
364	40365	Analog Output 6 Preset***	Unsigned Scale 1000	Unit: Volt (V), Range: 0V to 10V, Value x 1000 (e.g. 2V = 2000)	W	0V

Protocol Base	Holding Register	Description	Data Type	Units/Values	Writable	Default Value
365	40366	Analog Output 7 Failsafe Mode***	Unsigned	1 = Last State 2 = Preset	W	2
366	40367	Analog Output 7 Preset***	Unsigned Scale 1000	Unit: Volt (V), Range: 0V to 10V, Value x 1000 (e.g. 2V = 2000)	W	0V
367	40368	Analog Output 8 Failsafe Mode***	Unsigned	1 = Last State 2 = Preset	W	2
368	40369	Analog Output 8 Preset***	Unsigned Scale 1000	Unit: Volt (V), Range: 0V to 10V, Value x 1000 (e.g. 2V = 2000)	W	0V
369	40370	Binary Output 1 Failsafe Mode	Unsigned	1 = Last State 2 = Open 3 = Closed	W	2
370	40371	Binary Output 2 Failsafe Mode	Unsigned	1 = Last State 2 = Open 3 = Closed	W	2
371	40372	Binary Output 3 Failsafe Mode	Unsigned	1 = Last State 2 = Open 3 = Closed	W	2
372	40373	Binary Output 4 Failsafe Mode	Unsigned	1 = Last State 2 = Open 3 = Closed	W	2
373	40374	Binary Output 5 Failsafe Mode	Unsigned	1 = Last State 2 = Open 3 = Closed	W	2
374	40375	Binary Output 6 Failsafe Mode	Unsigned	1 = Last State 2 = Open 3 = Closed	W	2
375	40376	Binary Output 7 Failsafe Mode	Unsigned	1 = Last State 2 = Open 3 = Closed	W	2
376	40377	Binary Output 8 Failsafe Mode	Unsigned	1 = Last State 2 = Open 3 = Closed	W	2
377	40378	Binary Output 9 Failsafe Mode	Unsigned	1 = Last State 2 = Open 3 = Closed	W	2
378	40379	Binary Output 10 Failsafe Mode	Unsigned	1 = Last State 2 = Open 3 = Closed	W	2
379	40380	Binary Output 11 Failsafe Mode	Unsigned	1 = Last State 2 = Open 3 = Closed	W	2
380	40381	Binary Output 12 Failsafe Mode	Unsigned	1 = Last State 2 = Open 3 = Closed	W	2
381	40382	Binary Output 13 Failsafe Mode****	Unsigned	1 = Last State 2 = Open 3 = Closed	W	2
382	40383	Binary Output 14 Failsafe Mode****	Unsigned	1 = Last State 2 = Open 3 = Closed	W	2
383	40384	Binary Output 15 Failsafe Mode****	Unsigned	1 = Last State 2 = Open 3 = Closed	W	2
384	40385	Binary Output 16 Failsafe Mode****	Unsigned	1 = Last State 2 = Open 3 = Closed	W	2

*** Only available when JP3 - JP6 jumpers (UO1 - UO4 selector) are set to AO5 - AO8.

**** Only available when JP3 - JP6 jumpers (UO1 - UO4 selector) are set to BO13 - BO16.



Recycling at end of life: please return this product to your Neptronic local distributor for recycling. If you need to find the nearest Neptronic authorized distributor, please consult www.neptronic.com.