

### Model

**SHS80-300** (Duct-Mount High-Limit Humidistat)

### Description

The SHS80-300 is capable of sensing, monitoring and controlling relative humidity in the supply or return air duct. Its primary function is to act as both a 0-10 Vdc humidity sensor and an On/Off high limit protection for modulating humidifiers.

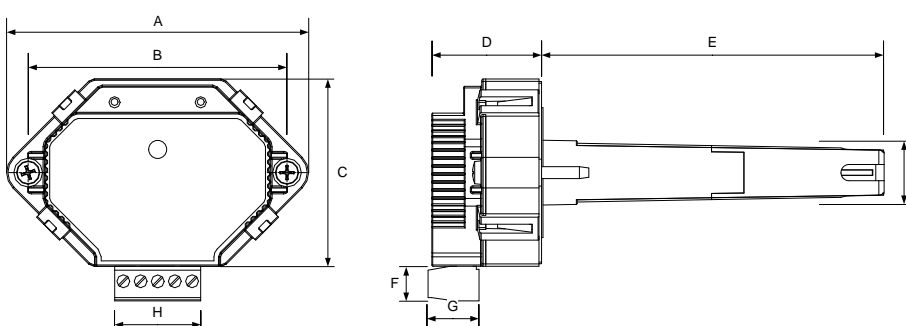
### Features

- On/Off high limit humidistat with on-board setpoint adjustment
- Built-in humidity transmitter (0-10 Vdc)
- Status LED & High Limit On/Off LED



**SHS80-300**

### Technical Specifications

Description	SHS80-300
Power supply	24 Vac or Vdc $\pm 10\%$
Power consumption	1 VA
Electrical connection	0.8 mm <sup>2</sup> [18 AWG] minimum
Humidity transmitter output	0-10 Vdc (0-100 %RH)
Humidity sensor precision	$\pm 3\%$ at 40 %RH and 23°C [73°F]
On/Off high limit setpoint range	20 to 90 %RH
Operating temperature	-40°C to 80°C [-40°F to 176°F]
Weight	0.35lb [160g]
Contact rating	Dry contact, 1A max, 24 Vac
Working temperature	0°C to 60°C [32°F to 140°F], <95% RH (without condensing)
Storage temperature	-10°C to 50°C [14°F to 122°F], 0-95% RH
Status LED (right)	Turns ON if the device is powered on. Turns OFF if the device is powered off. Flashes if there is an alarm or an error.
High Limit On/Off LED (left)	Turns ON if there is a high limit cutout (0V). Turns OFF if there is no high limit cutout (24V).
<b>Dimensions</b> A = 3.50"   89mm B = 3.00"   76mm C = 2.16"   55mm D = 1.30"   33mm E = 3.95"   100mm F = 0.37"   9.5mm G = 0.44"   11mm H = 0.80"   20mm I = 0.75"   19mm	

### Mounting Instructions

Install the SHS80-300 directly on the supply air duct using the accessories. For standard humidifier applications, power the unit using the 24 Vac power supply provided from the humidifier.

*This product is subject to the terms and conditions described at <http://www.neptronic.com/Sales-Conditions.aspx>.*



**Any installation or maintenance work must be carried out by suitably qualified personnel.**

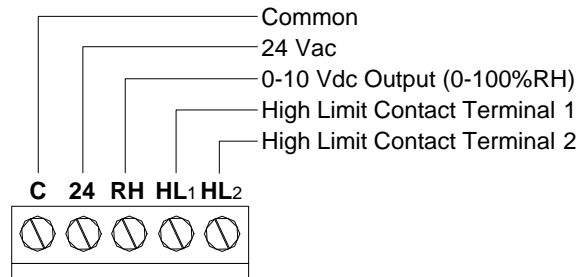


**Disconnect the main supply on the unit and external loads before proceeding with any installation or maintenance.**



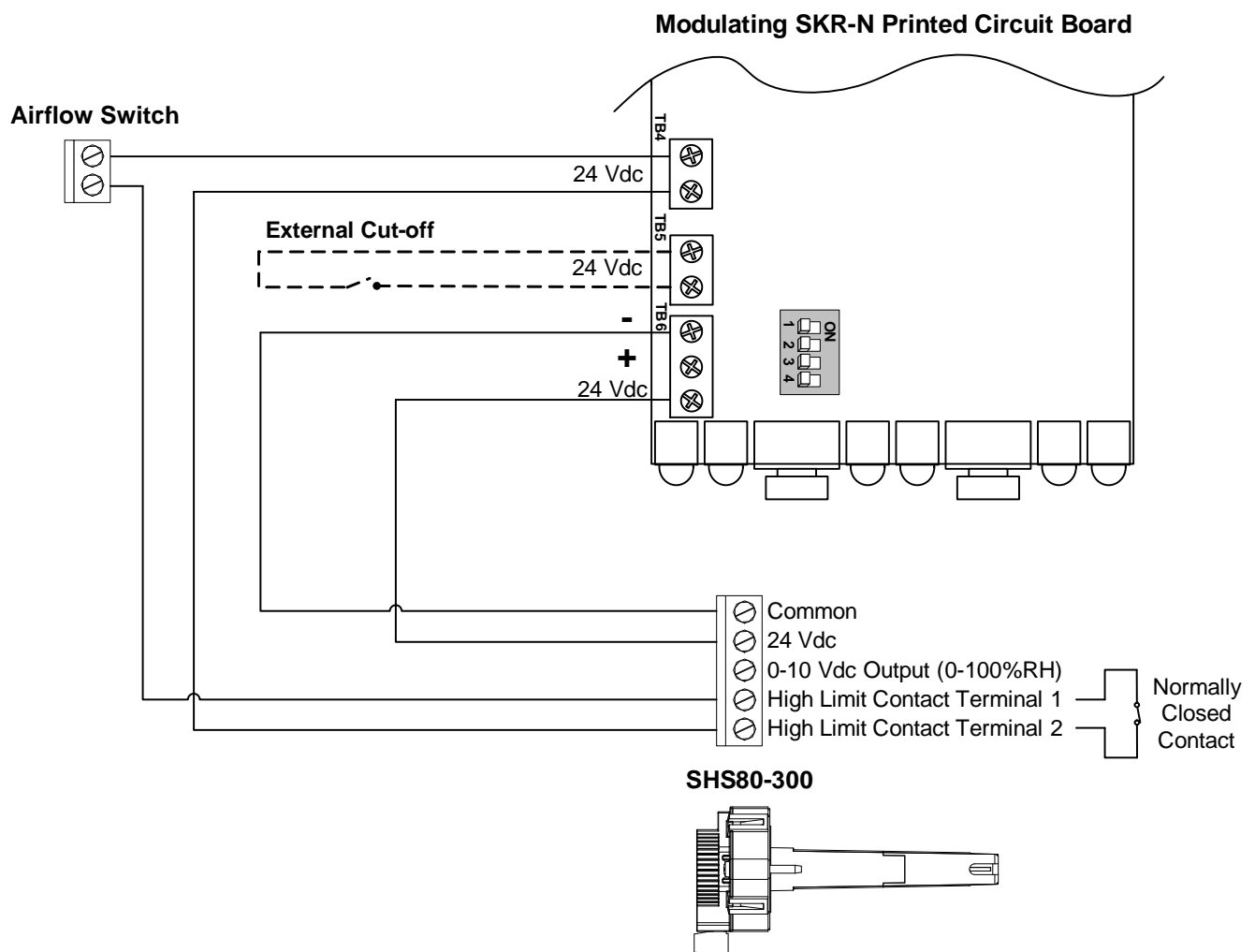
## Wiring Diagrams

### Terminal Description



### Modulating SKR Humidifier - Kit N (North America)

#### Standard Field Wiring

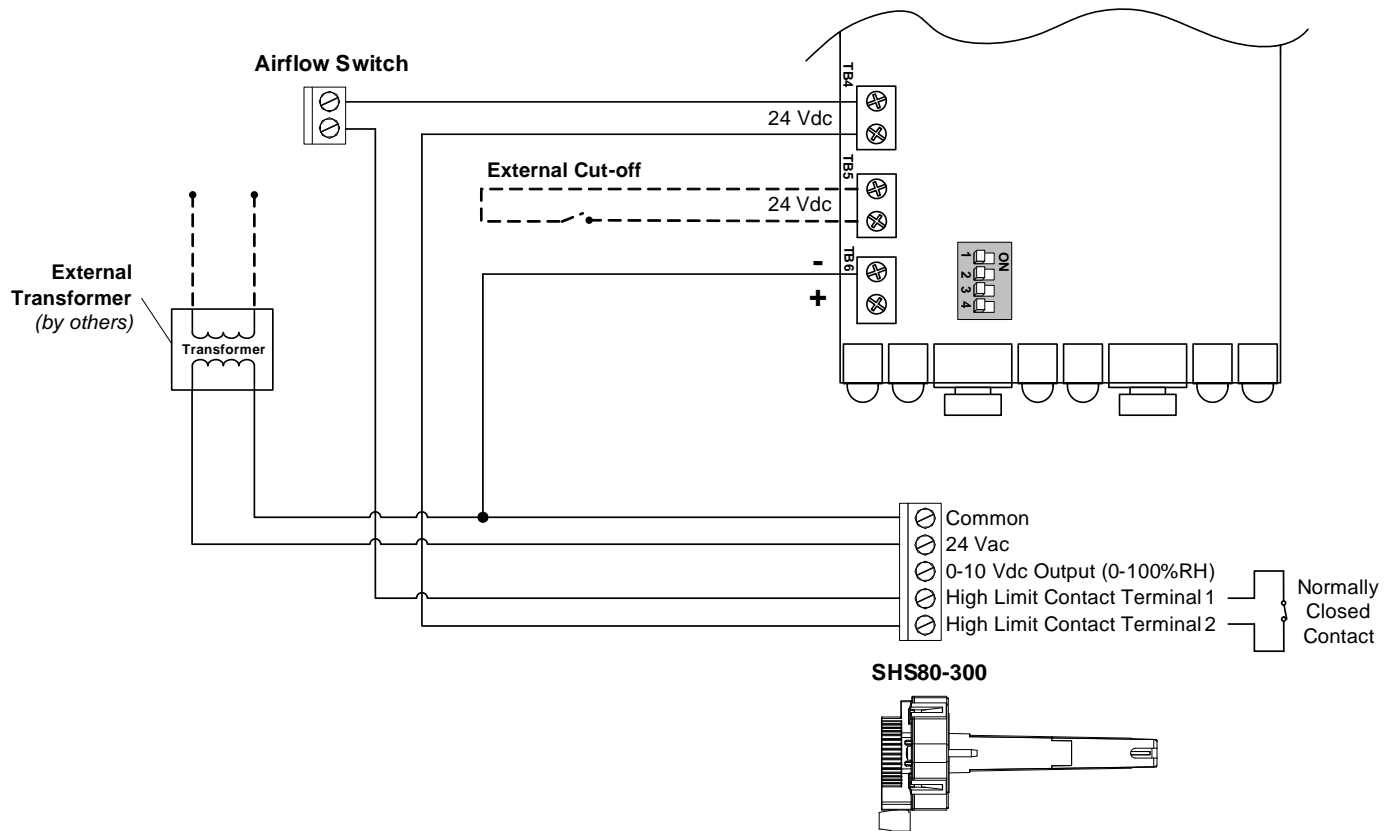




**Modulating SKR Humidifier - Kit N (Europe)**

**Standard Field Wiring**

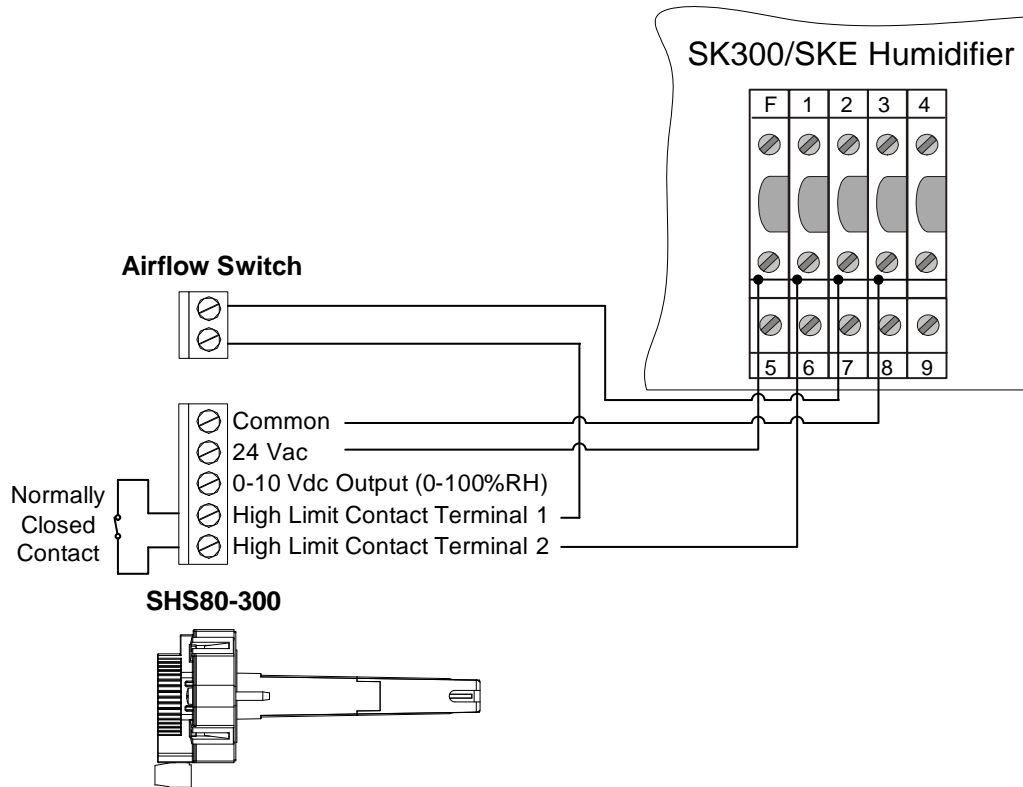
**Modulating SKR-CE-N Printed Circuit Board**





**Modulating SK300/SKE Humidifier**

**Standard Field Wiring**



**Field Wiring for VAV Application**

